

SV Willow - S. Burlington, VT



WILLOW HOME - CONSTRUCTION SPECIFICATIONS

Builder
Sterling Homes
1037 Hinesburg Road
South Burlington, VT 05403

Homeowner/Project
South Village # 115
287 Midland Ave

Specification Date: 8/12/2020
Site Plan Date:
Plan Date: 7/29/2020

Willow Plan: Two story New England style home with un-finished Lower Level. Two floors of finished area with approximately 2,169 square feet of living space including first floor owners suite; 1,521 square feet of unfinished Lower Level, 484 square foot 2-car garage, 48 square foot front porch and 192 square foot rear deck.

Location	Total Square Feet
First Floor	1,521
Second Floor	648
Total Finished Square Feet	2,169
Garage	484
Front Porch	81
Rear Deck	192

Personal Choice Lists

PCL #	Color Code	Date
Selections	RED	10/22/20
Lighting Changes with Frank	ORANGE	11/5/20
	GOLD	
	GREEN	
	BLUE	
	PURPLE	
	PINK	
	RUST	
	HUNTER	
	SKY BLUE	
	LAVENDER	
	BROWN	
	NAVY	
	LIME	
	CRANBERRY	
	AQUA	
	PEACH	
	GRAPE	

Specification and Appendix Approval

- Appendix A: Window Schedule
- Appendix B: Exterior and Interior Door Schedule
- Appendix C: Lighting Schedule
- Appendix D: Plumbing Schedule
- Appendix E: Finish Hardware Schedule
- Appendix F: Flooring Schedule
- Appendix G: Appliance Schedule

Client _____ Date _____

Client _____ Date _____

Builder Collin Frisbie _____ Date _____

SV Willow - S. Burlington, VT






WILLOW HOME - CONSTRUCTION SPECIFICATIONS

Section	Information	Image
Permits		
	Builder responsible to obtain all necessary permits including: - Soil Erosion and Sediment Control - Well - N/A - Septic System - N/A - Zoning	
Surveys		
	Home is to be staked by builder	
Site Clearing		
	Builder is responsible for all site clearing, as needed	
Utilities Connections		
	Builder responsible for all site work and site balance to include	
Water	Connection to City of South Burlington water system	
Sewer	Connection to City of South Burlington sewer system	
Gas	Connection to Natural Gas lines at road.	
Power	Underground power	
Cable	Cable TV conduit to house	
	All excavation, fill and labor is included	
Energy Package		
	Home to be built to an VT Residential Building Energy Standards (RBES)	
Home to Include	Panasonic WhisperLite™ Fan/Light - Quiet, Spot Ventilation Solution, 110 CFM Bath Fan/Light Vented to the outside with Panasonic FV-WCCS2 bath fan timer. PurePro DP511 Programmable Thermostat; First Floor and Second Floor Additional caulking and sealing of joists to reduce air infiltration into the home, including shoe plate; windows; and where wires and pipes go to cold spaces R-20 Rigid Thermax insulation on Interior of Lower Level - floor to top of concrete wall Selected use of closed cell foam to improve overall air sealing of attic in home Blower Door Test required for VT RBES	
Foundation		
Type	Poured Concrete	
Wall Height	9'-0"	
Lookout Height	4' Frost Wall	
Strength	Min. 3000 PSI @ 2 days with steel reinforcement	
Footer	Continuous 8" x 16" reinforced	
Flat Work Concrete		
Lower Level	Poured Concrete	
Finish	Smooth	
"Keyway" Joints	Saw cut	
Thickness	4"	
Strength	House: Min. 3000 PSI @ 28 days Garage: Min. 4000 PSI @ 28 days	
Moisture Barrier	Tarred damp proofing membrane sprayed on exterior of foundation walls. 6 mil poly under concrete house slab.	
Ground water controls	Footing drains installed below footers around Lower Level and drained to daylight in back yard. Drain tile buried in clean stone; covered with mirafi fabric; clean sand fill against foundation. Site graded to shed surface water away from house.	
Rock Wall	Boulder rock walls as needed for the grading of the yard. Boulders from the site are machine-placed to create walls.	
Driveway/Entrance		
Drive	12" thick gravel two car driveway on top of mirafi fabric. Driveway to be finish paved with 2" of compacted asphalt.	
Walkway	42" Sidewalk from front porch to neighborhood sidewalk will be Brussels Block Concrete Pavers. Color is Limestone.	
Mailbox	Community stands of mailboxes to USPS standards. Sterling Homes will provide key.	

SV Willow - S. Burlington, VT



Frame			
	Exterior Walls	2x6 SPF 24" o.c.	
	Interior Walls	2x4 SPF 24" o.c.	
	Plate Height	9'-1" on first floor; 8'-1" on second floor and 9'-0" in Lower Level	
	Plate	2x6 treated southern yellow pine with foam sill seal	
	Floor Framing	14" TJI I-joists at 19.2 o.c.	
	Sub Flooring	3/4" 4x8 T&G OSB glued and nailed	
	Girders	2 or 3 ply Truss Joist Microlam LVL, nailed and glued, as specified by engineering load design, supported by 3-1/2" concrete filled lally columns in Lower Level	
	Sheathing	7/16" 4x8 OSB	
	Roof	Pre-engineered roof trusses 24" o.c. 5/8" T&G OSB rated sheeting	
	Roof Pitch	6/12, 4/12 at Main House 6/12 at Garage 7/12 at Front Porch	
	House Wrap	Professional house wrap with flashing around all windows and doors	
Roofing			
		Ice and water shield on eaves and valleys. Vented on ridge to achieve proper ventilation.	
	Underlayment	Owens Corning ProArmor Synthetic Roof Underlayment	
	Shingles	Owens Corning TruDefinition Shingles Limited Lifetime Warranty	
	Color	Color to be Onyx	
Siding/Exterior Elements			
	Siding	Noandex Woodsman Select	 Granite
	Gable Ends	Double 4", Color to be Granite	
	Clapboard	Double 4", Color to be Granite	
	Board and Baton	None	
	Eaves	Two piece aluminum wrapped - White	
	Soffit	Perforated soffit for proper venting	
	Corners	6" White Vinyl Corners with Foam Backer	
	Trim Details	Frieze board and Garage Door Trim to be Miratech	
	Drip Edge	Galvanized	
	Shutters	Available as option	
Gutters & Downspouts			
	Gutters & Downspouts	White Seamless Gutters	
Windows			
See Appendix A: Window Schedule			
	Brand	JELD-WEN	
	Color	White	
	Construction	Vinyl, Low-E, Insulated Double-Pane	
	Exterior Casing	Flat	
	U-Factor	0.30	
	Grills	Between Glass 2 over 2	
	Screens	Fiberglass Mesh	
Exterior Doors			
See Appendix B: Exterior and Interior Door Schedule			
	Brand	Therma-Tru	
	Color	See Exterior Paint Section	
	Construction	Insulated Fiberglass	
	Exterior Casing	5/4x4 Flat	
	Storm Doors	None	
Overhead Garage Doors			
	Model	8300 Series 2 Insulated Steel Door	 No Windows
	Size	9' x 7'	
	Design	Contemporary Flat Panel	
	Color	Manufacturer White	
	Opener	8" lift master 1/2 horsepower electric opener	
	Remotes	2 remotes included	
	Frame Key Pad	Keyless entry punch pad	




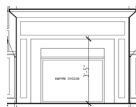





SV Willow - S. Burlington, VT



Decks & Porches			
Covered Entry Porch			
Porch Framing	13'-6" x 6' framed with PT 2x8 joists		
Decking	5/4x6 #1 PVC Azek Harvest Collection		
Posts	CPVC wrapped and PT 6x6 Posts and 2x8 roof beams - White		
Roof	Roof to be truss framed, roof shingles to match house		
Ceiling	White vinyl bead board		
Stairs	Stairs from porch to walkway to be PT box steps with 5/4x6 #1 Azek PVC Decking Treads		
Rail	Composite rails and balusters		
Hardware	CPVC to be screwed and plugged, no paint		
Finish	Porch posts, beams, rim board and stair risers - white CPVC Trim		
Color	Porch decking and stair tread to be Azek Harvest Collection PVC - Color to be Slate Grey		
Rear Deck			
Porch Framing	12' x 16' Square foot deck framed with PT 2x10 joists		
Decking	5/4x6 #1 PVC Azek Harvest Collection		
Stairs	Stairs from deck to rear yard to be PT box steps with 5/4x6 #1 Azek PVC Decking Treads, White CPVC Trim Stair Risers		
Rail	Composite rails and balusters		
Hardware	CPVC to be screwed and plugged, no paint		
Color	Porch decking and stair tread to be Azek Harvest Collection PVC - Color to be Slate Grey		
Exterior Paint			
Exterior Doors - Excluding Front Door	Painted Satin Finish, White		
Exterior Trim - Including Frieze Board and Door Surrounds	Painted Satin Finish, White		
Front Door	2 coats Exterior Paint, Color to be BM HC-158 Newburg Green		
Sidelight	2 coats Exterior Paint, Color to be BM HC-158 Newburg Green, including window trim		
Front Porch Rail	Composite Rail, White		
Front Porch Posts	CPVC wrapped, White		
Front Porch Roof Beams	CPVC Trim, White		
Front Porch Rim board	CPVC Trim, White		
Front Porch Stair Risers	CPVC Trim, White		
Front Porch Decking	Azek Harvest Collection PVC Decking		
Rear Porch Decking	Azek Harvest Collection PVC Decking		
Electrical & Low Voltage			
	Underground electrical service, 150 AMP Panel		
Plugs and Switches			
Switch Style	Toggle		
Plate Style	Toggle screw on plates		
Switch Color	White		
Dimmers	Available as an Option		
Exterior Plugs	Per Electrical Plan		
Lighting			
Lighting Fixtures	See Lighting Finish Schedule (Appendix C: Light Fixtures Schedule)		
Recessed Lights	None		
Under Cabinet Lighting	Available as an Option		
Miscellaneous			
Door Chime	Nutone BK125LWH: One 2-note, white door chime		
Smoke/CO2	1 CO/Smoke per floor (3 Total), 1 Smoke per bedroom (3 Total)		
Bath Vents	Panasonic WhisperLite™ Fan/Light - Quiet, Spot Ventilation Solution, 110 CFM Bath Fan/Light. 50 CFM Bath Fan in Powder Room with Panasonic FV-WCCS2 bath fan timer.		
Cat 5 (data/phone)	Yes, per electrical plan		
TV Jacks	Yes, per electrical plan		
Security/Surveillance	None		
Central Vacuum	Rough in only, 1 outlet per floor		
Audio	None		
Light Fixtures			
See Appendix C: Light Fixture Schedule			









SV Willow - S. Burlington, VT



Plumbing		
Heating and Venting		
Furnace	York LX Series, TM9V	 
Furnace Size	60,000 BTU	
Efficiency Rating	96.00%	
Zones	Zone 1: First Floor & LL, Zone 2: Second Floor	
Air Conditioner	York LX Series, 3-Ton YCGD, 17 SEER R-410a coil	
Thermostat	PurePro DP511 Programmable Thermostat; First Floor and Second Floor	
Bath Venting	Panasonic WhisperLite™ Fan/Light - Quiet, Spot Ventilation Solution, 110 CFM Bath Fan/Light Vented to the outside with Panasonic FV-WCCS2 bath fan timer.	
Dryer Venting	Vented to the outside	
Gas		
Main Kitchen Range	Yes	
Main Fireplace	Yes	
First Floor Dryer	Yes	
Furnace	Yes	
Hot Water System	Yes	
Grill Line at Deck	N/A	
Fireplace and Mantle		
Fireplace in Living Room		 
Model	Empire DVCD36FP30N direct vent gas fireplace	
Mantle	Custom Built in Place Mantle (See picture/detail)	
Tile Surround	6" Slate Tile on Top and 2 Sides of Fireplace Face. Slate Black with Raven Grout	
Tile Hearth	12" Slate Tile Hearth to be full width of Mantle above, Flush with flooring. Slate Black with Raven Grout	
Venting	Direct vent to outside through wall	
Plumbing Fixtures		
See Appendix D: Plumbing Schedule		
Miscellaneous Plumbing		
Outdoor Faucets	2 Frost-Free Hose Bibs, located at back of the main house and on the side of the front porch	
Hot Water Heater	Rinnai R75-Lsi on demand water heater	
Laundry	Washer Box Valve with single handle shutoff and drain; appliances pricing optional	
Drainage	PVC Drainage plumbing. PEX continuous piping for all domestic water. All plumbing installed according to National Plumbing Code by licensed plumber.	
Radon	Radon Piping runs from under Lower Level concrete slab through roof. This is a passive system, no fan.	
Utility Sink	Option available	
Cabinets & Countertops		
Cabinets		
Kitchen Perimeter		
Brand	Mid Continent Signature Series	
Style	Concord Style in Maple	
Color	White	
Kitchen Island		 Drift
Brand	Mid Continent Signature Series	
Style	Concord Style in Maple	
Color	White	
Owner's Bath		 Drift
Size	72" Vanity with 2 bowls	
Brand	Mid Continent Signature Series	
Style	Concord Style in Maple	
Color	Drift	
Bath #2		
Size	60" Vanity with single bowl	
Brand	Mid Continent Signature Series	
Style	Concord Style in Maple	
Color	Natural	


SV Willow - S. Burlington, VT



Countertops		
Kitchen Perimeter		
Style	Classic Series Quartz	
Color	Aspen	
Edge Detail	Heavy Pencil	
Cut-Outs	Under Mount Sink	
Backsplash	4" Quartz	
B/S Location	Perimeter Back Only	
Kitchen Island		
Style	Classic Series Quartz	
Color	Aspen	
Edge Detail	Heavy Pencil	
Cut-Outs	None	
Owner's Bath		
Style	Cultured Marble with 2 integrated flush rectangle bowls	
Color	Cotton White	
Edge Detail	Square Edge	
Cut-Outs	None	
Back Splash	4" integral Cultured Marble	
B/S Location	Back Only	
Bath #2		
Style	Cultured Marble with 1 integrated flush rectangle bowls	
Color	Cotton White	
Edge Detail	Square Edge	
Cut-Outs	None	
Back Splash	4" integral Cultured Marble	
B/S Location	Back Only	
Wall & Trim Interior Detail Work		
Insulation		
Exterior Walls	R-21 6" Fiberglass Batts with Poly Vapor Barrier	
Interior Walls	R-13 3-1/2" Fiberglass Batts for bath walls (Soundproofing)	
Rigid Insulation	Box sill in first and second floor joists insulated with rigid insulation	
Attic	R-60 Cellulose with backer boards at eaves for ventilation	
Garage	Not insulated	
Foundation	3-1/2" R-21 Thermax glued to concrete wall	
Drywall		
Living area walls	1/2" Sheet Rock, taped with 3 coats of joint compound at walls and ceilings	
Ceilings	Smooth Finish, minor shadow variations are possible in ceilings	
Garage	Unfinished	
Trim Details		
Casing	3-1/2" Eased Edge with 5/4x4 head casing	
Base	5-1/2" Colonial Base Board	
Wainscot	36" High Wainscot at Mudroom	
Built - Ins		
	Bench with cubbies and Black Coat Hooks at Mudroom	
Mirrors		
Owners Bath	Plate Glass mirror with ground edge, no bevel	
Bath #2	Plate Glass mirror with ground edge, no bevel	
Powder Room	By Owner	

SV Willow - S. Burlington, VT



Interior Stairs/Railing		
Main to Second Floor	Red Oak Hardwood Stairs Box Stair Construction	
	Treads sealed to match hardwood flooring and risers painted to match interior trim.	
	Open rail with turned balusters and round newel posts	
	Newel Posts to be stained to match rail, baluster painted to match interior trim	
	Rails stained to match wood floors (including rail on wall)	
Main to Lower Level	Carpet Grade Stairs	
	Half wall with stained hardwood cap and stained railing on wall	
Handrail Brackets	Satin Nickel	
Closet Shelving		
	All closets systems will be vented wire and the system is indicated on the plan. See Closet Plan for Details.	
Interior Paint		
Painted Interior Walls	1 coat primer 2 coats Low VOC Flat Latex Paint, Color to be BM Classic Gray OC-23 Ok to Color Match	
Accent Wall	None	
Ceilings	To match walls	
Interior Trim	Painted, 1 coat primer, 2 coats Semi-Gloss Latex Paint, Color to BM Chantilly Lace OC-65 Ok to Color Match	
Interior Doors	Painted, 1 coat primer, 2 coats Semi-Gloss Latex Paint, Color to BM Chantilly Lace OC-65 Ok to Color Match	
Fireplace Mantle	Painted, 1 coat primer, 2 coats Semi-Gloss Latex Paint, Color to BM Chantilly Lace OC-65 Ok to Color Match	
Built In Bench & Coat Peg	Painted, 1 coat primer, 2 coats Semi-Gloss Latex Paint, Color to BM Chantilly Lace OC-65 Ok to Color Match	
Main to Second Floor Stairs	Treads, Rail and Newel Sealed and Matching Wood Floor Risers and Baluster Posts Painted to Match Interior Trim	
Main to Lower Level Stairs	Stained railing to Match Wood on First Floor	
Interior Doors		
See Door Appendix B: Exterior and Interior Door Schedule		
Finish Hardware		
See Appendix E: Finish Hardware Schedule		
Flooring		
See Appendix F: Flooring Schedule		
Appliances		
See Appendix G: Appliance Schedule		
Landscaping		
Lawn	All disturbed portions of yard to be seeded. Lawn area will generally include front yard, side yard and rear yard. Lawn area to be covered with approximately 4" of native topsoil.	
8 Foundation Shrubs	To be Selected by Owner, See Landscape Plan	
8 Perennial Flowers	To be Selected by Owner, See Landscape Plan	
2 Small Yard Trees	To be Selected by Owner, See Landscape Plan	
Cleaning		
	House cleaned prior to closing, including washing of windows	
Warranty		
	SCI Warranty as per contract	
	Continuing a policy of constant research and improvement, Sterling Land Company reserves the right to make substitutions and specification changes.	

Appendix A: Window Schedule

JELD-WEN All Vinyl Windows, Double insulated, Low E, GBG Grills 2 over 2

6 9/16 primed interior jambs, 3-1/2" Eased Edge with 5/4x4 head casing

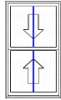
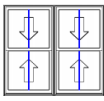
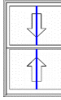
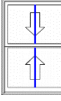
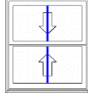
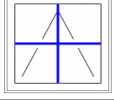
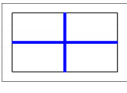
Flat exterior case with built in J and nailing flange

EZ-Tilt cleaning

Screens included

Energy Star Qualified

Maximum U Factor 0.30

	Letter	Size	Quantity	Description	Location	Image	Notes
	A	34x65	3	Double Hung	Great Room, Dining Room		
	A2	68x65	1	Double Hung	Dining Room		
	B	34x53	9	Double Hung	Owners Bedroom, Bedroom 2 & 3		
	B	34x53	9	Double Hung	Garage		Non-insulated Glass, No Ext Jam
	C	34x41	4	Double Hung	Owners Bath, Bath #2 & Laundry		
	E	30x30	1	Awning	First Floor Stair Landing		2 Lite Awning
	F	36x24	1	Fixed	Stairwell		2 Lite Fixed



	EG	60x48	1	Slider	Lower Level		Egress, Nail Fin Only, 4 Lites per Sash
	H	36x24	2	Awning	Great Room		2 Lite Awning
	K	36x49	2	Double Hung	Kitchen		

Appendix B: Exterior and Interior Door Schedule

EXTERIOR DOORS

Therma-Tru Smooth Star Fiberglass Exterior Doors with full weather stripping and adjustable sills

Grills between glass

6 9/16 primed jambs

5/4 x 4 flat exterior case, Double bore set-up

EZ Set Satin Nickel knob and deadbolt hardware, All doors keyed alike





	Quantity	Description	Opens	Size	Type	Hardware	Image	Notes
Foyer Entry								
	1	S206 2 Panel w/ 12" S210SL Sidelight knob side	RH	3'-0"	Half Glass	Double Bore		
Mudroom to Garage								
	1	S220 2 Panel Solid	RH	3'-0"	2 Panel	Double Bore		
Great Room to Deck								
	1	JELD-WEN Vinyl Sliding Patio Door	RH	6'-0"	Slider	Glass		
Exterior Door Hardware								
Knobs	4	EZ - Set Keyed Entry w/deadbolt				Satin Nickel		All Keyed Alike

INTERIOR DOORS










2 Panel, Hollow core, Smooth molded hardboard, 4 9/16 PFJ split jambs

Colonial Casing both sides




Dexter Stratus Satin Nickel Hardware

Interior Single Doors								
	TBD	Masonite Smooth	See Plans - will display more clearly with plans	TBD	2 Panel Hollow Core	Double Bore		
Interior Door Hardware								
Levers	16	EZ - Set				Satin Nickel		
Base Bumps	16					Satin Nickel		
Hinge Bumps	16					Satin Nickel		

Appendix C: Light Fixture Schedule

	Quantity	Description	SKU	Item	Color	Image	Notes
Garage Exterior							
	1	One Light Outdoor Wall Lantern	143190	Maxim 35015BK	Black		
Deck Exterior							
	1	LED Outdoor Wall Mount	3636345	Maxim 51116FTBK	Black		
Front Porch							
	2	Click Lights - LED Flush Mount			White		
Foyer							
	1	ONE LIGHT SEMI FLUSH MOUNT	3656713	Nuvo Lighting#: 60-7332	Black / Gold		
Mudroom							
	1	Click Lights - LED Flush Mount			White		
First Floor Hallway from stairs to owners suite							
	4	Click Lights - LED Flush Mount			White		
Kitchen Island							
	2	One Pendant Light	3638516	Capital Lighting#: 338111AD-489	Aged Brass		
Kitchen							
	6	Click Lights - LED Flush Mount			White		
Dining Room							
	1	Five Light Chandelier	822457	Golden#: 3500-S AB-GRM	Aged Brass		

Great Room							
	1	52" CEILING FAN	166060	Hunter#: 59320	Modern Brass		
Powder							
	1	TWO LIGHT BATH BAR	482241	Savoy House#: 8-4030-2-11	Polished Chrome		
Stairwells							
	2	One Light Wall Sconce	791781		Brushed Nickel		1 - Main to Second Floor and 1 - in Main to Lower Level
Upstairs Hall							
	1	Two Light Flush Mount	725441	Maxim 2680FTSN	Satin Nickel		
Owners Bedroom							
	1	Three Light Flush Mount	725440	Maxim 2681FTSN	Satin Nickel		
Owners Vanity							
	2	TWO LIGHT BATH BAR	032952	Savoy House#: 8-4030-2-BK	Black		
Owners WIC (2)							
	2	Two Light Flush Mount	725441	Maxim 2680FTSN	Satin Nickel		One light in each closet
Bedroom #2							
	1	Two Light Flush Mount	725441	Maxim 2680FTSN	Satin Nickel		
Bedroom #3							
	1	Two Light Flush Mount	725441	Maxim 2680FTSN	Satin Nickel		

Den							
	1	Two Light Flush Mount	725441	Maxim 2680FTSN	Satin Nickel		
Bath #2							
	1	THREE LIGHT VANITY	512548	Nuvo Lighting#: 60-4583	Polished Chrome		Install pointing down
Laundry Room							
	1	Two Light Flush Mount	725441	Maxim 2680FTSN	Satin Nickel		

Appendix D: Plumbing Schedule







Kitchen	Qty.	Description	Manufacturer	Product No.	Finish	Image	Notes
Sink	1	32" Undermount 16 Gauge Stainless Steel Double Bowl Kitchen Sink	Krauss	KBU32	Stainless Steel		32" L x 18" W, 8.5"D (2) Strainers and Grates
Faucet	1	Simplex with Spray	Kohler	K-596-VS	Vibrant Stainless		
Garbage Disposal	1	Badger 5, 1/2 HP	Insinkerator	N/A	N/A		
Owner's Bath							
Faucet	2	Genta Chrome One-Handle High Arc Bathroom Faucet	Moen	6702	Polished Chrome		Installed with Plate
Shower	1	Ensemble Curve 34"x60" Shower Base	Sterling	72131100-0	White		Tile Shower Walls, see flooring tile section. Straight Curtain Rod Installed.
Shower Trim	1	Genta Chrome Posi-Temp® Shower Only	Moen	T2472EP + 2510	Polished Chrome		
Toilet	1	Windham Elongated Toilet Bowl	Sterling	402322-0	White		29" L x 16" W x 30" H


Bath #2							
Faucet	1	Devonshire Centerset bathroom sink faucet	Kohler	K-393-N4-CP	Polished Chrome		
Tub/Shower	1	Ensemble Curve 60" Tub/Shower	Sterling	71220120	White		Straight Curtain Rod Installed.
Tub/Shower Trim	1	Devonshire Rite-Temp bath and shower trim with NPT spout and 1.75 gpm showerhead	Kohler	K-TS395-4G-CP	Polished Chrome		
Toilet	1	Windham Elongated Toilet Bowl	Sterling	402322-0	White		29" L x 16" W x 30" H
Powder Bath							
Faucet	1	Genta Chrome One-Handle High Arc Bathroom Faucet	Moen	6702	Polished Chrome		Install without Plate
Pedestal Sink	1	Cimarron® Pedestal bathroom sink with single faucet hole	Kohler	K-2362-1-0	White		
Toilet	1	Windham Elongated Toilet Bowl	Sterling	402322-0	White		29" L x 16" W x 30" H

Appendix E: Finish Hardware Schedule





	Qty.	Description	Manufacturer	Product No.	Finish	Image	Notes
Owner's Bath							
Pull	TBD	Blackrock™ 5-1/16in(128mm) Center-to-Center Pull	Amerock	BP55277BBR	Black Bronze		On all
Robe Hook	1	Genta Chrome Single Robe Hook	Moen	BH3803CH	Polished Chrome		
Tissue Holder	1	Genta Chrome Pivoting Paper Holder	Moen	BH3808CH	Polished Chrome		
Towel Bar	1	Genta Chrome 24" Towel Bar	Moen	BH3824CH	Polished Chrome		
Powder Bath							
Towel Ring	1	Genta Matte Black Hand Towel Bar	Moen	BH3886BL	Matte Black		
Tissue Holder	1	Genta Matte Black Pivoting Paper Holder	Moen	BH3808BL	Matte Black		
Bath #2							
Knob	TBD	RINGED KNOB 1 1/8 INCH	Top Knob	M377	Polished Chrome		On Doors
Pull	TBD	Top Knob Grace Pull	Top Knob	M1623	Polished Chrome		On Drawers
Robe Hook	1	Devonshire Robe Hook	Kohler	K-10555-CP	Polished Chrome		
Tissue Holder	1	Devonshire Toilet paper holder	Kohler	K-10554-CP	Polished Chrome		
Towel Bar	1	Devonshire®24" towel bar	Kohler	K-10551-CP	Polished Chrome		
Kitchen Surround							
Pull	TBD	Blackrock™ 5-1/16in(128mm) Center-to-Center Pull	Amerock	BP55278BBZ	Golden Champagne		
Kitchen Island							
Knob	TBD	Blackrock™ 5-1/16in(128mm) Center-to-Center Pull	Amerock	BP55278BBZ	Golden Champagne		

Appendix F: Flooring Schedule

Wood Floors							
Location	Make	Style	Finish	Size		Image	
Foyer							
Foyer Kitchen Dining Great Room Hall to Master Stair Landing to 2nd Floor	Hallmark	Novella	Twain Oak	N/A			
Tile Floors							
	Make/Style	Finish/Color	Tile Size	Orientation	Tile Grout	Image	Notes
Mudroom							
	Grespania	Village Smoke	12 x 24	50% Stagger	Raven		
Powder Room							
	Grespania	Village Smoke	12 x 24	50% Stagger	Raven		
Owners Bath							
	Anatolia / Mayfair	Calcutta	12" x 24"	50% Stagger Long Edge to the Door	TBD		
Owners Bath Shower Walls							
	Anatolia / Mayfair	Calcutta	12 x 24 & 4 x 12	12 x 24 on the 5' Wall - Horizontal, Square Set 4 x 12 Herringbone on the 3' Walls	TBD		Snow Marmiline Shelves
Bath #2							
	Anatolia Station	Ivory	12" x 24"	50% Stagger / Short Edge to the Door	Light Pewter		
Fireplace Surround & Hearth							
	Slate	Black	12 x 12	Standard	Raven		6" - Top and Sides of fireplace front 12" Hearth width of mantle

Carpet							
	Make	Style	Color	Details		Image	
Owners Bedroom WIC's	Creative Design	Burlington	Boyle				
Second Floor Hall Bedroom #2 Bedroom #3 Den	Creative Design	Burlington	Boyle				
Vinyl Floors							
	Make	Style	Color			Image	Notes
Laundry Room							
	Stonecast	Monumental	12 x 24	Marmo Bianco	Short Edge to the Door		

Appendix G: Appliance Schedule

Appliance	Quantity	Manufacturer	Model	Color	Description	Image	Notes
Kitchen							
Refrigerator	1	GE	GNE27JSMSS	Stainless	GE Energy Star 27.0 Cu. Ft. French Door		
Gas Range	1	GE	JGB700SEJSS	Stainless	GE 30" Free-Standing Gas Range		
Dishwasher	1	GE	GDF510PSMSS	Stainless	GE Dishwasher with Front Controls		Gray Plastic Tub and Door Liner
Microwave	1	GE	JVM3160RFSS	Stainless	GE 1.6 Cu. Ft. Over-the-Range-Microwave Oven		
Laundry Room							
Washer							Available as option
Elec Dryer							Available as option