

SV Chestnut - S. Burlington, VT



SV 112 L MODERN FARMHOUSE STYLE - CONSTRUCTION SPECIFICATIONS

Builder
Sterling Homes
1037 Hinesburg Road
South Burlington, VT 05403

Homeowner/Project
South Village #112L
244 Midland Ave
South Burlington, VT 05403

Specification Date: 9/29/2021
Site Plan Date: 4/15/2021
Plan Date: 7/6/2021

Modern Farmhouse Style Chestnut Plan: Two story New England style duplex home with un-finished Lower Level. Two floors of finished area with approximately 1,806 square feet of living space including first floor owners suite; 1,176 square feet of unfinished Lower Level, 440 square foot 2-car garage, 196 square foot deck, and a 132 square foot front porch.

Location	Total Square Feet
First Floor	1,176
Second Floor	630
Total Finished Square Feet	1,806
Garage	440
Deck	196
Front Porch	132

Personal Choice Lists

PCL #	Color Code	Date
SELECTIONS	RED	7/6/2021
UPDATED SELECTION	GREEN	9/29/2021
	BLUE	
	PURPLE	
	PINK	
	RUST	
	HUNTER	
	SKY BLUE	
	LAVENDER	
	BROWN	
	NAVY	
	LIME	
	CRANBERRY	
	AQUA	
	PEACH	
	GRAPE	

Specification and Appendix Approval

- Appendix A: Window Schedule
- Appendix B: Exterior and Interior Door Schedule
- Appendix C: Lighting Schedule
- Appendix D: Plumbing Schedule
- Appendix E: Finish Hardware Schedule
- Appendix F: Flooring Schedule
- Appendix G: Appliance Schedule

Client _____ Date _____


Client _____ Date _____

Builder Collin Frisbie _____ Date _____

SV Chestnut - S. Burlington, VT






SV 112 L MODERN FARMHOUSE STYLE - CONSTRUCTION SPECIFICATIONS

Section	Information	Image
Permits		
	Builder responsible to obtain all necessary permits including: - Soil Erosion and Sediment Control - Well - N/A - Septic System - N/A - Zoning	
Surveys		
	Home is to be staked by builder	
Site Clearing		
	Builder is responsible for all site clearing, as needed	
Utilities Connections		
	Builder responsible for all site work and site balance to include	
Water	Connection to City of South Burlington water system	
Sewer	Connection to City of South Burlington sewer system	
Gas	Connection to Natural Gas lines at road.	
Power	Underground power	
Cable	Cable TV conduit to house	
	All excavation, fill and labor is included	
Energy Package		
	Home to be built to an VT Residential Building Energy Standards (RBES)	
Home to Include		
	Panasonic WhisperLite™ Fan/Light - Quiet, Spot Ventilation Solution, 110 CFM Bath Fan/Light Vented to the outside	
	PurePro DP511 Programmable Thermostat; First Floor and Second Floor	
	Additional caulking and sealing of joists to reduce air infiltration into the home, including shoe plate; windows; and where wires and pipes go to cold spaces	
	R-15 Rigid Thermax insulation on Interior of Lower Level - floor to top of concrete wall	
	Selected use of closed cell foam to improve overall air sealing of attic in home	
	Blower Door Test required for VT RBES	
Foundation		
Type	Poured Concrete	
Wall Height	8'	
Lookout Height	4' Frost Wall	
Strength	Min. 3000 PSI @2 days with steel reinforcement	
Footer	Continuous 8" x 16" reinforced	
Flat Work Concrete		
Lower Level	Poured Concrete	
Finish	Smooth	
"Keyway" Joints	Saw cut	
Thickness	4"	
Strength	House: Min. 3000 PSI @ 28 days Garage: Min. 4000 PSI @ 28 days	
Moisture Barrier	Tarred damp proofing membrane sprayed on exterior of foundation walls. 6 mil poly under concrete house slab.	
Ground water controls	Footing drains installed below footers around Lower Level and drained to daylight in back yard. Drain tile buried in clean stone; covered with mirafi fabric; clean sand fill against foundation. Site graded to shed surface water away from house.	
Rock Wall	Boulder rock walls as needed for the grading of the yard. Boulders from the site are machine-placed to create walls.	
Driveway/Entrance		
Drive	12" thick gravel two car driveway on top of mirafi fabric. Driveway to be finish paved with 2" of compacted asphalt.	
Walkway	42" Sidewalk from front porch to neighborhood sidewalk will be Brussels Block Concrete Pavers. Color is Limestone.	
Mailbox	Community stands of mailboxes to USPS standards. Sterling Homes will provide key.	

SV Chestnut - S. Burlington, VT



Frame		
Exterior Walls	2x6 SPF 24" o.c.	
Interior Walls	2x4 SPF 24" o.c.	
Plate Height	9'-1" on first floor; 8'-1" on second floor and 8' in lower level	
Plate	2x6 treated southern yellow pine with foam sill seal	
Floor Framing	14" TJI I-joists at 19.2 o.c.	
Sub Flooring	3/4" 4x8 T&G OSB glued and nailed	
Girders	2 or 3 ply Truss Joist Microlam LVL, nailed and glued, as specified by engineering load design, supported by 3-1/2" concrete filled lally columns in Lower Level	
Sheathing	7/16" 4x8 OSB	
Roof	Pre-engineered roof trusses 24" o.c. 5/8" T&G OSB rated sheathing	
Roof Pitch	8/12, 10/12 and 7/12 at Main House 8/12 at Garage 4/12 at Front Porch	
House Wrap	Professional house wrap with flashing around all windows and doors	
Roofing		
	Ice and water shield on eaves and valleys. Vented on ridge to achieve proper ventilation.	
Underlayment	Owens Corning ProArmor Synthetic Roof Underlayment	
Shingles	Owens Corning TruDefinition Shingles Limited Lifetime Warranty	
Color	Onyx	
Siding/Exterior Elements		
Siding	Noandex Woodsman Select	 White
Gable Ends	Vinyl Shakes, at front elevation gable only, White	
Clapboard	Double 4", White	
Board and Baton	None	
Eaves	Two piece aluminum wrapped - White	
Soffit	Perforated soffit for proper venting	
Corners	6" White Vinyl Corners with Foam Backer	
Trim Details	Frieze board and Garage Door Trim to be Miratech	
Drip Edge	Galvanized	
Shutters	Available as option	
Gutters & Downspouts		
Gutters & Downspouts	White Seamless Gutters	
Windows		
See Appendix A: Window Schedule		
Brand	Harvey Slimline	
Color	White	
Construction	Vinyl, Low-E, Insulated Double-Pane	
Exterior Casing	Flat	
U-Factor	0.30	
Grills	Between Glass 2 over 2	
Screens	Fiberglass Mesh	
Exterior Doors		
See Appendix B: Exterior and Interior Door Schedule		
Brand	Therma-Tru	
Color	See Exterior Paint Section	
Construction	Insulated Fiberglass	
Exterior Casing	5/4x4 Flat	
Storm Doors	None	
Overhead Garage Doors		
Model	8300 Series Insulated Steel Door	
Size	16' x 7'	
Design	Colonial Raised Panel with Stockton I Windows	
Color	Manufacturer White	
Opener	8" lift master 1/2 horsepower electric opener	
Remotes	2 remotes included	
Frame Key Pad	Keyless entry punch pad	

SV Chestnut - S. Burlington, VT








Decks & Porches	
Covered Entry Porch	
Porch Framing	6' x 22' framed with PT 2x8 joists
Decking	5/4x6 #1 PVC Azek Harvest Collection
Posts	CPVC wrapped and PT 6x6 Posts and 2x8 roof beams - White
Roof	Roof to be truss framed, roof shingles to match house
Ceiling	White vinyl bead board
Stairs	Stairs from porch to walkway to be PT box steps with 5/4x6 #1 Azek PVC Decking Treads
Rail	Composite rails and balusters
Hardware	CPVC to be screwed and plugged, no paint
Finish	Porch posts, beams, rim board and stair risers - white CPVC Trim
Color	Porch decking and stair tread to be Azek Harvest Collection PVC - Slate Gray
Side Deck	
Deck Framing	14' X 14' deck framed with PT 2x10 joists
Decking	5/4x6 #1 PVC Azek Harvest Collection
Rail	Composite rail and balusters
Stairs	Steps from deck to ground to be PT box stairs with 5/4x6 #1 Azek PVC Decking Treads, White CPVC Trim Stair Risers
Hardware	CPVC to be screwed and plugged, no paint
Color	Porch decking and stair tread to be Azek Harvest Collection PVC - Slate Gray
Exterior Paint	
Exterior Doors - Excluding Front Door	Painted Satin Finish, White
Exterior Trim - Including Frieze Board and Door Surrounds	Painted Satin Finish, White
Front Door	2 coats Exterior Paint, BM Gentleman's Gray 2062-20, OK to Color Match
Sidelight	Painted Satin Finish, BM Gentleman's Gray 2062-20, OK to Color Match - including window trim
Front Porch Rail	Composite Rail, White
Front Porch Posts	CPVC wrapped, White
Front Porch Roof Beams	CPVC Trim, White
Front Porch Rim board	CPVC Trim, White
Front Porch Stair Risers	CPVC Trim, White
Front Porch Decking	Azek Harvest Collection PVC Decking - Slate Gray
Rear Porch Decking	Azek Harvest Collection PVC Decking - Slate Gray
Electrical & Low Voltage	
	Underground electrical service, 150 AMP Panel
Plugs and Switches	
Switch Style	Toggle
Plate Style	Toggle screw on plates
Switch Color	White
Dimmers	Available as an Option
Exterior Plugs	Per Electrical Plan
Lighting	
Lighting Fixtures	See Lighting Finish Schedule (Appendix C: Light Fixtures Schedule)
Recessed Lights	None
Under Cabinet Lighting	Available as an Option
Miscellaneous	
Door Chime	Nutone BK125LWH: One 2-note, white door chime
Smoke/CO2	1 CO/Smoke per floor (3 Total), 1 Smoke per bedroom (3 Total)
Bath Vents	Panasonic WhisperLite™ Fan/Light - Quiet, Spot Ventilation Solution, 110 CFM Bath Fan/Light
Cat 5 (data/phone)	Yes, per electrical plan
TV Jacks	Yes, per electrical plan
Security/Surveillance	None
Central Vacuum	Rough in only, 1 outlet per floor
Audio	None
Light Fixtures	
See Appendix C: Light Fixture Schedule	









SV Chestnut - S. Burlington, VT



Plumbing			
Heating and Venting			
Furnace	York LX Series, TM9V		
Furnace Size	60,000 BTU		
Efficiency Rating	96.00%		
Zones	Zone 1: First Floor, Zone 2: Second Floor		
Air Conditioner	York LX Series, 3-Ton YCGD, 17 SEER R-410a coil		
Thermostat	PurePro DP511 Programmable Thermostat; First Floor and Second Floor		
Bath Venting	Panasonic WhisperLite™ Fan/Light - Quiet, Spot Ventilation Solution, 110 CFM Bath Fan/Light Vented to the outside		
Dryer Venting	Vented to the outside		
Gas			
Main Kitchen Range	Yes		
Main Fireplace	Yes		
Second Floor Dryer	Yes		
Furnace	Yes		
Hot Water System	Yes		
Grill Line at Deck	N/A		
Fireplace and Mantle			
Fireplace in Living Room			
Model	Empire DVCD36FP30N direct vent gas fireplace		
Mantle	Custom Built in Place Mantle (See picture/detail)		
Tile Surround	6" Slate Tile on Top and 2 Sides of Fireplace Face. Slate - Black - Raven Grout		
Tile Hearth	12" Slate Tile Hearth to be full width of Mantle above, Flush with flooring. Slate - Black - Raven Grout		
Venting	Direct vent to outside through wall		
Plumbing Fixtures			
See Appendix D: Plumbing Schedule			
Miscellaneous Plumbing			
Outdoor Faucets	2 Frost-Free Hose Bibs, located at back of the main house and on the side of the front porch		
Hot Water Heater	Rinnai R75-Lsi on demand water heater		
Laundry	Washer Box Valve with single handle shutoff and drain; appliances pricing optional		
Plumbing	PVC Drainage plumbing. PEX continuous piping for all domestic water. All plumbing installed according to National Plumbing Code by licensed plumber.		
Radon	Radon Piping runs from under Lower Level concrete slab through roof. This is a passive system, no fan.		
Utility Sink	Option available		
Cabinets & Countertops			
Cabinets			
Kitchen			
Brand	Fabuwood		
Style	Allure/Galaxy		
Color	Frost		
Kitchen Island			
Brand	Fabuwood		
Style	Allure/Galaxy		
Color	Frost		
Owner's Bath			
Size	72" Vanity with 2 bowls		
Brand	Fabuwood		
Style	Allure/Galaxy		
Color	Frost		
Bath #2			
Size	60" Vanity with single bowl		
Brand	Fabuwood		
Style	Allure/Galaxy		
Color	Nickel		


SV Chestnut - S. Burlington, VT



Countertops			
Kitchen			
Style	Classic Quartz		
Color	Miami Vena - 2cm (3/4" thickness)		
Edge Detail	Pencil Edge		
Cut-Outs	Under Mount Sink		
Backsplash	4" Quartz		
B/S Location	Perimeter Back Only		
Kitchen Island			
Style	Classic Quartz		
Color	Miami Vena - 2cm (3/4" thickness)		
Edge Detail	Pencil Edge		
Cut-Outs	None		
Owner's Bath			
Style	Cultured Marble with 2 integrated flush rectangle bowls		
Color	Cotton White		
Edge Detail	Square Edge		
Cut-Outs	None		
Back Splash	4" integral Cultured Marble		
B/S Location	Back Only		
Bath #2			
Style	Cultured Marble with 1 integrated flush rectangle bowls		
Color	Cotton White		
Edge Detail	Square Edge		
Cut-Outs	None		
Back Splash	4" integral Cultured Marble		
B/S Location	Back Only		
Wall & Trim Interior Detail Work			
Insulation			
Exterior Walls	R-21 6" Fiberglass Batts with Poly Vapor Barrier		
Interior Walls	R-13 3-1/2" Fiberglass Batts for bath walls (Soundproofing)		
Rigid Insulation	Box sill in first and second floor joists insulated with rigid insulation		
Attic	R-60 Cellulose with backer boards at eaves for ventilation		
Garage	Not insulated		
Foundation	3-1/2" R-21 Thermax glued to concrete wall		
Drywall			
Living area walls	1/2" Sheet Rock, taped with 3 coats of joint compound at walls and ceilings		
Ceilings	Smooth Finish, minor shadow variations are possible in ceilings		
Garage	Unfinished		
Trim Details			
Casing	3-1/2" Eased Edge with 5/4x4 head casing		
Base	5-1/2" Colonial Base Board		
Wainscot	36" High Wainscot at Mudroom		
Crown	Available as option		
Built - Ins			
	Bench and Black Coat Hooks at Mudroom		
Mirrors			
Owners Bath	Plate Glass mirror with ground edge, no bevel		
Bath #2	Plate Glass mirror with ground edge, no bevel		
Powder Room	By Owner		

SV Chestnut - S. Burlington, VT



Interior Stairs/Railing		
Main to Second Floor	Hardwood Stairs Box Stair Construction	
	White Oak Treads sealed Natural to match hardwood flooring and risers painted to match interior trim.	
	Red Oak sealed Natural open rail with turned balusters and turned round newel posts	
	Risers, baluster posts painted to match interior trim	
	Red Oak Rails and newel sealed Natural to match wood floors (including rail on wall)	
Main to Lower Level	Carpet Grade Stairs	
	Red Oak Rail on wall sealed Natural	
Handrail Brackets	Satin Nickel	
Closet Shelving		
	All closets systems will be vented wire and the system is indicated on the plan. See Closet Plan for Details.	
Interior Paint		
Painted Interior Walls	1 coat primer 2 coats Low VOC Flat Latex Paint, Color to be BM Classic Grey OC-23, Ok to Color Match	<div style="display: flex; flex-direction: column; align-items: center;"> <div style="background-color: #d3d3d3; padding: 5px; margin-bottom: 10px;"> Classic Gray OC-23 </div> <div style="background-color: #d3d3d3; width: 100px; height: 100px; margin-bottom: 10px;"></div> <div style="background-color: #d3d3d3; padding: 5px;"> Chantilly Lace OC-65 </div> <div style="background-color: #d3d3d3; width: 100px; height: 100px;"></div> </div>
Accent Wall	None	
Ceilings	To Match Walls	
Interior Trim	Painted, 1 coat primer, 2 coats Semi-Gloss Latex Paint, Color to be BM Chantilly Lace OC-65, OK to Color Match	
Wainscot	Painted, 1 coat primer, 2 coats Semi-Gloss Latex Paint, Color to be BM Chantilly Lace OC-65, OK to Color Match	
Interior Doors	Painted, 2 coats of Semi-Gloss Latex Paint, Color to be BM Chantilly Lace OC-65, OK to Color Match	
Fireplace Mantle	Painted, 2 Coats of Semi-Gloss Latex Paint, to be BM Chantilly Lace OC-65, OK to Color Match Color	
Open Shelving	Painted, 2 coats of Semi-Gloss Latex Paint, Trim Color	
Main to Second Floor Stairs	Treads, Rail and Newel Sealed and Matching Wood Floor	
Main to Lower Level Stairs	Risers and Baluster Posts Painted to Match Interior Trim Stained railing to Match Wood on First Floor	
Interior Doors		
See Door Appendix B: Exterior and Interior Door Schedule		
Finish Hardware		
See Appendix E: Finish Hardware Schedule		
Flooring		
See Appendix F: Flooring Schedule		
Appliances		
See Appendix G: Appliance Schedule		
Landscaping		
Lawn	All disturbed portions of yard to be seeded. Lawn area will generally include front yard, side yard and rear yard. Lawn area to be covered with approximately 4" of native topsoil.	
8 Foundation Shrubs	To be Selected by Owner, See Landscape Plan	
8 Perennial Flowers	To be Selected by Owner, See Landscape Plan	
2 Small Yard Trees	To be Selected by Owner, See Landscape Plan	
Cleaning		
	House cleaned prior to closing, including washing of windows	
Warranty		
	SCI Warranty as per contract	
	Continuing a policy of constant research and improvement, Sterling Land Company reserves the right to make substitutions and specification changes.	

Appendix A: Window Schedule





Harvey Slimline All Vinyl Windows, Double insulated, Low E, GBG Grills 2 over 2
 6 9/16 primed interior jambs, 2 1/2 colonial case interior
 Flat exterior case with built in J and nailing flange
 EZ-Tilt cleaning
 Screens included
 Energy Star Qualified
 Maximum U Factor 0.30

Letter	Size	Quantity	Description	Location	Image	Notes
A	34x65	3	Double Hung	Living Room		
B	34x53	3	Double Hung	Owners Bedroom, Bedroom 3		
C	34x41	2	Double Hung	Owners Bath, Bath #2		
D	34x36	1	Double Hung	Powder		
E	34x53	3	Casement	Bedroom 2, Bedroom 3		Egress
H2	68x53	1	Slider	Owner's Bedroom		Egress
EG	68x53	1	Slider	Lower Level		Egress
G	36x24	1	Concrete Hopper	Lower Level		

Appendix B: Exterior and Interior Door Schedule





EXTERIOR DOORS

Therma-Tru Smooth Star Fiberglass Exterior Doors with full weather stripping and adjustable sills
 Grills between glass
 6 9/16 primed jambs
 5/4 x 4 flat exterior case, Double bore set-up
 EZ Set Satin Nickel knob and deadbolt hardware, All doors keyed alike

	Quantity	Description	Opens	Size	Type	Hardware	Image	Notes
Foyer Entry								
	1	Smooth Star S206 4 Lite with SGL R-Sidelite	RH	3'-0"	Half Glass	Double Bore		
Garage Entry								
	1	2 Panel Solid 978HD Steel Door with Spring Hinges & 20 Minute Fire Label	LH	3'-0"	6 Panel	Double Bore		
Dining Room Entry								
	1	Harvey Sliding Patio Door	RH	6'-0"	Slider	Glass		
Exterior Door Hardware								
Knobs	2	Schlage Plymouth Keyed Entry and Deadbolt				Matte Black		All Keyed Alike



INTERIOR DOORS

2 Panel, Hollow core, Smooth molded hardboard, 4 9/16 PFJ split jambs
 Colonial Casing both sides
 Dexter Stratus Satin Nickel Hardware
 Ball catches and (2) Dummy knobs per pair included

Interior Doors								
	15	Masonite Smooth	See Plans - will display more clearly with plans	TBD	2 Panel Hollow Core	Double Bore		
Interior Door Hardware								
Knobs	15	Schlage Plymouth				Matte Black		
Base Bumps	15					Matte Black		
Hinge Bumps	15					Matte Black		









Appendix C: Light Fixture Schedule

	Quantity	Description	SKU	Item	Color	Image	Notes
Garage Exterior							
	1	One Light Outdoor Wall Lantern	143182	Maxim 35016BK	Black		
Deck Exterior							
	1	One Light Outdoor Wall Lantern	143182	Maxim 35016BK	Black		
Front Porch							
	2	Click Lights - LED Flush Mount	040842	Green Creative	White		
Foyer							
	1	Three Light Semi Flush Mount	100404	Maxim 26130CLBZAB	Bronze/Antique Brass		
Mudroom/Mudroom Hall							
	3	Click Lights - LED Flush Mount	040842	Green Creative	White		
Kitchen Island							
	2	One Light Mini Pendant	100034	Maxim 96120CLBZAB	Bronze/Antique Brass		
Kitchen							
	4	Click Lights - LED Flush Mount	040842	Green Creative	White		
Dining Room							
	1	Five Light Chandelier	100403	Maxim 26125CLBZAB	Bronze/Antique Brass		
Living Room							
	1	Three Light Flush Mount	725440	Maxim 2681FTSN	Satin Nickel		
Powder							
	1	Two Light Bath	097117	Elegant Lighting LD4033W21BK	Black		

Owners Bedroom Hallway							
	1	Click Lights - LED Flush Mount	040842	Green Creative	White		
Owners Bedroom							
	1	Three Light Flush Mount	725440	Maxim 2681FTSN	Satin Nickel		
Owners Vanity							
	2	Two Light Bath	097117	Elegant Lighting LD4033W21BK	Black		
Owners Closet							
	1	Two Light Flush Mount	725441	Maxim 2680FTSN	Satin Nickel		
Stairwells							
	2	One Light Wall Sconce	100415	Maxim 2612CLBZAB	Bronze/Antique Brass		1 - Main to Second Floor and 1 - in Main to Lower Level
Upstairs Hall							
	3	Click Lights - LED Flush Mount	040842	Green Creative	White		
Bedroom #2							
	1	Two Light Flush Mount	725441	Maxim 2680FTSN	Satin Nickel		
Bedroom #3							
	1	Two Light Flush Mount	725441	Maxim 2680FTSN	Satin Nickel		
Bath #2							
	1	Three Light Bath	097103	Elegant Lighting#: LD4033W33C	Chrome		
Laundry Room							
	1	Two Light Flush Mount	725441	Maxim 2680FTSN	Satin Nickel		

Appendix D: Plumbing Schedule







	Qty.	Description	Manufacturer	Product No.	Finish	Image	Notes
Kitchen							
Sink	1	32" Undermount 16 Gauge Stainless Steel Double Bowl Kitchen Sink	Krauss	KBU32	Stainless Steel		32" L x 18" W, 8" Deep. Dearborn Stainless Basket Strainer
Faucet	1	One-Handle High Arc Pulldown Kitchen Faucet	Moen	7864BL	Matte Black		
Garbage Disposal	1	Badger 5, 1/2 HP	Insinkerator	N/A	N/A		Installed on Right
Owner's Bath							
Faucet	2	Gibson High Arc Faucet	Moen	6150BL	Matte Black		
Shower Pan	1	Ensemble Shower Base	Sterling	72131100-0	White		Tile Walls - See Flooring Section Straight Curtain Rod Installed.
Tub/Shower Trim	1	Gibson Posi-Temp Shower	Moen	T3002EPBL	Matte Black		Moen 2510 Shower Valve
Toilet	1	Edgemere Right Height, Elongated Toilet	American Standard	204AA.104	White		30-3/16" x 17" x 31-1/8"




Bath #2							
Faucet	1	Gibson High Arc Faucet	Moen	6150EP	Chrome		
Tub/Shower	1	60x32 Vursa Tub/Shower	Oasis	TS-6032	White		Straight Curtain Rod Installed.
Tub/Shower Trim	1	Gibson Posi-Temp Tub/Shower	Moen	T3003EP	Chrome		Moen 2510 Shower Valve
Toilet	1	Edgemere Right Height, Elongated Toilet	American Standard	204AA.104	White		30-3/16" x 17" x 31-1/8"
Powder Bath							
Faucet	1	Gibson High Arc Faucet	Moen	6150BL	Matte Black		
Toilet	1	Edgemere Right Height, Elongated Toilet	American Standard	204AA.104	White		30-3/16" x 17" x 31-1/8"
Pedestal Sink	1	Edgemere Pedestal Sink	American Standard	445.40	White		
Lower Level Future Bath							
Tub/Shower	1	GB-60 Alcove Tub Shower - Drain on Right	Aker	141004	White		Installed in place without water hook up

Appendix E: Finish Hardware Schedule

	Qty.	Description	Manufacturer	Product No.	Finish	Image	Notes
Owner's Bath							
Knob	3	BLACKROCK™ 1-5/16in(33mm) Diameter Knob	Amerock	BP55270PN	Polished Nickel		Doors
Pull	4	BLACKROCK™ 3-3/4in(96mm) Center- To-Center Pull	Amerock	BP55276PN	Polished Nickel		Drawers
Robe Hook	1	Arlys Double Robe Hook	Moen	Y5703BL	Matte Black		
Tissue Holder	1	Arlys Matte Black Paper Toilet Holder	Moen	Y5708BL	Matte Black		
Towel Bar	1	Arlys Matte Black Towel Bar	Moen	Y5724BL	Matte Black		
Powder Bath							
Towel Ring	1	Arlys Chrome Hand Towel Bar	Moen	Y5786CH	Chrome		
Tissue Holder	1	Arlys Chrome Paper Holder	Moen	Y5708CH	Chrome		
Bath #2							
Pull	8	BLACKROCK™ 3-3/4in(96mm) Center- To-Center Pull	Amerock	BP55276BBR	Black Bronze		
Robe Hook	1	Arlys Double Robe Hook	Moen	Y5703CH	Chrome		
Tissue Holder	1	Arlys Chrome Paper Holder	Moen	Y5708CH	Chrome		
Towel Bar	1	Arlys Chrome Towel Bar	Moen	Y5724CH	Chrome		
Kitchen Surround							
Pull	18	BLACKROCK™ 5-1/16in(128mm) Center-To-Center Pull	Amerock	BP55277BBR	Matte Black		
Kitchen Island							
Pull	4	BLACKROCK™ 5-1/16in(128mm) Center-To-Center Pull	Amerock	BP55277BBR	Matte Black		

Appendix F: Flooring Schedule

WOOD							
Location	Make	Style	Finish	Size		Image	
Foyer							
Foyer Kitchen Dining Room Living Room Hall to Owners Bedroom	Hallmark	Novella	Melville Hickory	6" Width / 7/16" Thick			Deadman at Transtion of Mudroom Tile
TILE							
	Make/Style	Finish/Color	Tile Size	Orientation	Tile Grout	Image	Notes
Owners Bath							
	Anatolia Form - Hexagon	Ice	8 x 7		Brilliant White		Tile #1 on Flooring Plan Transitions to Carpet
Owners Bath Shower Walls							
	APE Dynamic Cracked Subway	Skylight	3 x 12	50% Stagger; Tile to 7'8"	Smoke Grey		
Mudroom							
	Grespania	Village Smoke	12 x 24	Stacked Pattern, Long Edge to the Door	Raven		Ditra Underlayment Tile #2 on Flooring Plan Transitions to 7/16" Engineered Wood with Deadman
Powder							
	Anatolia Form	Stellar	8 x 8	Stacked	Light Pewter		Ditra Underlayment Tile #3 on Flooring Plan Transitions to 7/16" Engineered Wood
Bath #2							
	Anatolia Nexus	Clay	12 x 24	Stacked Pattern, Long Edge to the Door	Smoke Grey		Tile #4 on Flooring Plan Transitions to Carpet
Fireplace Surround & Hearth							
	Slate	Black	12 x 12	Standard	Raven		6" - Top and Sides of fireplace front 12" Hearth width of mantle

CARPET							
	Make	Style	Color	Details		Image	
First Floor							
Owners Bedroom & WIC	Dreamweaver	Pinpoint	Snow Cap				Transitions to 7/16" Engineered Wood
Second Floor							
Upstairs Hall Bedroom 2 Bedroom 3	Dreamweaver	Pinpoint	Snow Cap				
VINYL							
	Make	Style	Color			Image	Notes
Laundry Room							
	Stonecast	Monumental	12 x 24	Marmo Bianco	50% Stagger, Short Edge to the Door		Transitions to 7/16" Engineered Wood

Appendix G: Appliance Schedule

Appliance	Quantity	Manufacturer	Model	Color	Description	Image	Notes
Kitchen							
Refrigerator	1	GE	GNE27JSMSS	Stainless	GE Energy Star 27.0 Cu. Ft. French Door		
Gas Range	1	GE	JGB700SEJSS	Stainless	GE 30" Free-Standing Gas Range		
Dishwasher	1	GE	GDF510PSMSS	Stainless	GE Dishwasher with Front Controls		Gray Plastic Tub and Door Liner
Microwave	1	GE	JVM3160RFSS	Stainless	GE 1.6 Cu. Ft. Over-the-Range-Microwave Oven		
Laundry Room							
Washer							Available as option
Gas Dryer							Available as option