

SV Mansfield - S. Burlington, VT



MANSFIELD HOME - CONSTRUCTION SPECIFICATIONS

Builder
Clearview Properties, LLC
1037 Hinesburg Road
South Burlington, VT 05403

Homeowner/Project

Clearview #

Specification Date: 4/2/2021
Site Plan Date: 3/31/2021
Plan Date: 3/16/2021

Mansfield Plan: Two story home with unfinished lower level. Two floors of finished area with approximately 1568 square feet of living space; 784 square feet of unfinished Lower Level, 484 square foot 2-car garage, 60 square foot front porch and 168 square foot rear deck.

Location	Total Square Feet
First Floor	784
Second Floor	784
Total Finished Square Feet	1,568
Lower Level	784
Garage	484
Front Porch	60
Rear Deck	168

Personal Choice Lists

PCL #	Color Code	Date
	GRAPE	
	ORANGE	
	GOLD	
	GREEN	
	BLUE	
	PURPLE	
	PINK	
	RUST	
	HUNTER	
	SKY BLUE	
	LAVENDER	
	BROWN	
	NAVY	
	LIME	
	CRANBERRY	
	AQUA	
	PEACH	
	RED	

Specification and Appendix Approval

- Appendix A: Window Schedule
- Appendix B: Exterior and Interior Door Schedule
- Appendix C: Lighting Schedule
- Appendix D: Plumbing Schedule
- Appendix E: Finish Hardware Schedule
- Appendix F: Flooring Schedule
- Appendix G: Appliance Schedule

Client _____ Date _____

Client _____ Date _____

Builder Collin Frisbie _____ Date _____

SV Mansfield - S. Burlington, VT




MANSFIELD HOME - CONSTRUCTION SPECIFICATIONS

Section	Information	Image
Permits		
	Builder responsible to obtain all necessary permits including: <ul style="list-style-type: none"> - Soil Erosion and Sediment Control - Well - N/A - Septic System - N/A - Zoning 	
Surveys		
	Home is to be staked by builder	
Site Clearing		
	Builder is responsible for all site clearing, as needed	
Utilities Connections		
	Builder responsible for all site work and site balance to include	
Water	Connection to City of South Burlington water system	
Sewer	Connection to City of South Burlington sewer system	
Gas	Connection to Natural Gas lines at road.	
Power	Underground power	
Cable	Cable TV conduit to house	
	All excavation, fill and labor is included	
Energy Package		
	Home to be built to an VT Residential Building Energy Standards (RBES)	
Home to Include		
	Panasonic WhisperLite™ Fan/Light - Quiet, Spot Ventilation Solution, 110 CFM Bath Fan/Light Vented to the outside	
	PurePro DP511 Programmable Thermostat; First Floor and Second Floor	
	Additional caulking and sealing of joists to reduce air infiltration into the home, including shoe plate; windows; and where wires and pipes go to cold spaces	
	R-15 Rigid Thermax insulation on Interior of Lower Level - floor to top of concrete wall	
	Selected use of closed cell foam to improve overall air sealing of attic in home	
	Blower Door Test required for VT RBES	
Electric Vehicle (EV) Charging	Electric Vehicle Charging Parking - one 120V 20-amp grounded AC receptacle, NEMA 5- 20R or equivalent, within 5 feet of the centerline of each EV Charging Parking Space.	
Solar Readiness	Total solar-ready zone area consisting of an area not less than 300 ft ² (27.87 m ²), not less than five feet (1,524 mm) in width and not less than 80 ft ² (7.44 m ²), exclusive of mandatory access or required set back areas. Solar-ready zones to consist of an area free from obstructions, including but not limited to vents, chimneys, and roof-mounted equipment.	
Interconnection Pathway	Construction documents to indicate pathways for routing of conduit (or plumbing for solar thermal systems) from the solar-ready zone to the electrical service panel or service hot water system.	
Electrical Service Reserved Space	The main electrical service panel to have a reserved space to allow installation of a dual pole circuit breaker for future solar electric installation labeled "For Future Solar Electric." To be positioned at the opposite (load) end from the input feeder location or main circuit location.	
Foundation		
Type	Poured Concrete	
Wall Height	7'-10"	
Lookout Height	4' Frost Wall	
Strength	Min. 3000 PSI @2 days with steel reinforcement	
Footer	Continuous 8" x 16" reinforced	
Flat Work Concrete		
Lower Level	Poured Concrete	
Finish	Smooth	
"Keyway" Joints	Saw cut	
Thickness	4"	
Strength	House: Min. 3000 PSI @ 28 days Garage: Min. 4000 PSI @ 28 days	
Moisture Barrier	Tarred damp proofing membrane sprayed on exterior of foundation walls. 6 mil poly under concrete house slab.	

SV Mansfield - S. Burlington, VT



Ground water controls	Footing drains installed below footers around Lower Level and drained to daylight in back yard. Drain tile buried in clean stone; covered with mirafi fabric; clean sand fill against foundation. Site graded to shed surface water away from house.	
Rock Wall	Boulder rock walls as needed for the grading of the yard. Boulders from the site are machine-placed to create walls.	
Driveway/Entrance		
Drive	12" thick gravel two car driveway on top of mirafi fabric. Driveway to be finish paved with 2" of compacted asphalt.	
Walkway	42" Sidewalk from front porch to driveway	

SV Mansfield - S. Burlington, VT



Frame	
Exterior Walls	2x6 SPF 24" o.c.
Interior Walls	2x4 SPF 24" o.c.
Plate Height	9'-1" on first floor; 8'-1" on second floor and 7'-10" in lower level
Plate	2x6 treated southern yellow pine with foam sill seal
Floor Framing	2x10 SPF 19.2" o.c.
Sub Flooring	3/4" 4x8 T&G OSB glued and nailed
Girders	2 or 3 ply 2x12, nailed and glued, as specified by engineering load design, supported by 3-1/2" concrete filled lally columns in Lower Level 7/16" 4x8 OSB
Sheathing	7/16" 4x8 OSB
Roof	Pre-engineered roof trusses 24" o.c. 5/8" T&G OSB rated sheathing
Roof Pitch	Pitches: 7/12 at Main House; 12/12 at Garage; 6/12 at Front Porch
House Wrap	Professional house wrap with flashing around all windows and doors
Roofing	
	Ice and water shield on eaves and valleys. Vented on ridge to achieve proper ventilation.
Underlayment	Owens Corning ProArmor Synthetic Roof Underlayment
Shingles	Owens Corning TruDefinition Shingles Limited Lifetime Warranty
Color	Color to be selected by owner
Siding/Exterior Elements	
Siding	Noandex Woodsman Select
Gable Ends	Triple 3" Color to selected by owner
Clapboard	Double 4", Color to be selected by owner
Board and Baton	None
Eaves	Two piece aluminum wrapped - White
Soffit	Perforated soffit for proper venting
Corners	6" White Vinyl Corners with Foam Backer
Trim Details	Frieze board and Garage Door Trim to be Miratech
Drip Edge	Galvanized
Shutters	Available as option
Gutters & Downspouts	
Gutters & Downspouts	White Seamless Gutters
Windows	
See Appendix A: Window Schedule	
Brand	Harvey
Color	White
Construction	Vinyl, Low-E, Insulated Double-Pane
Exterior Casing	J Channel
U-Factor	0.30
Grills	Grills Between Glass 6 over 0
Screens	Fiberglass Mesh
Exterior Doors	
See Appendix B: Exterior and Interior Door Schedule	
Brand	Therma-Tru
Color	See Exterior Paint Section
Construction	Insulated Fiberglass
Exterior Casing	5/4x4 Flat
Storm Doors	None
Overhead Garage Doors	
Model	8300 Series Insulated Steel Door
Size	16' x 7'
Design	Colonial Raised Panel Door
Color	Manufacturer White
Opener	8" lift master 1/2 horsepower electric opener
Remotes	2 remotes included
Frame Key Pad	Keyless entry punch pad



SV Mansfield - S. Burlington, VT










Decks & Porches	
Covered Entry Porch	
Porch Framing	6' x 10' framed with PT 2x8 joists
Decking	5/4x6 PT decking
Posts	CPVC wrapped and PT 6x6 Posts and 2x8 roof beams - White Posts wrapped on top and bottom
Roof	Roof to be truss framed, roof shingles to match house
Ceiling	White vinyl bead board
Stairs	Stairs from porch to walkway to be PT box steps with 5/4x6 PT treads.
Rail	Pressure treated rail and balusters
Hardware	CPVC to be screwed and plugged, no paint
Finish	Porch posts, beams, rim board and stair risers - white CPVC Trim
Color	Porch decking and stair tread to be Azek Harvest Collection PVC - Color Selected by owner
Deck	Available as option
Exterior Paint	
Exterior Doors - Excluding Front Door	Painted Satin Finish, White
Exterior Trim - Including Frieze Board and Door Surrounds	Painted Satin Finish, White
Front Door	2 coats Exterior Paint, Color to be Selected by Owner
Sidelight	Painted Satin Finish, White
Front Porch Rail	Composite Rail, White
Front Porch Posts	CPVC wrapped, White
Front Porch Roof Beams	CPVC Trim, White
Front Porch Rim board	CPVC Trim, White
Front Porch Stair Risers	CPVC Trim, White
Front Porch Decking	Azek Harvest Collection PVC Decking
Electrical & Low Voltage	
	Underground electrical service, 150 AMP Panel 100 AMP panel
Plugs and Switches	
Switch Style	Toggle
Plate Style	Toggle screw on plates
Switch Color	White
Dimmers	Available as an Option
Exterior Plugs	Per Electrical Plan
Lighting	
Lighting Fixtures	See Lighting Finish Schedule (Appendix C: Light Fixtures Schedule)
Recessed Lights	None
Under Cabinet Lighting	Available as an Option
Miscellaneous	
Door Chime	Nutone BK125LWH: One 2-note, white door chime
Smoke/CO2	1 CO/Smoke per floor (2 Total), 1 Smoke per bedroom (3 Total)
Bath Vents	Panasonic WhisperLite™ Fan/Light - Quiet, Spot Ventilation Solution, 110 CFM Bath Fan/Light
Cat 5 (data/phone)	Yes, per electrical plan
TV Jacks	Yes, per electrical plan
Security/Surveillance	None
Central Vacuum	Rough in only, 1 outlet per floor
Audio	None
Light Fixtures	
See Appendix C: Light Fixture Schedule	










SV Mansfield - S. Burlington, VT



Plumbing		
Heating and Venting		
Furnace	York LX Series, TM9V Weil-McLain GV90 +3 Gas fired hot water boiler	
Furnace Size	60,000 BTU Custom sized to the home in accordance with ACCA Manual J Calculations.	
Efficiency Rating	96% 91.9%	
Zones	Zone 1: First Floor, Zone 2: Second Floor	
Air Conditioner	Available as option.	
Thermostat	PurePro DP511 Programmable Thermostat; First Floor and Second Floor	
Bath Venting	Panasonic WhisperLite™ Fan/Light - Quiet, Spot Ventilation Solution, 110 CFM Bath Fan/Light Vented to the outside Bath fan	
Dryer Venting	Vented to the outside	
Gas		
Main Kitchen Range	Yes	
Main Fireplace	Available as option.	
Second Floor Dryer	Yes	
Furnace	Yes	
Hot Water System	Yes	
Grill Line at Deck	N/A	
Fireplace and Mantle (Optional)		
Fireplace in Living Room		
Model	Empire DVCD36FP30N direct vent gas fireplace	
Mantle	Custom Built in Place Mantle (See picture/detail)	
Tile Surround	6" Slate Tile on Top and 2 Sides of Fireplace Face. Color to be Selected by Owner.	
Tile Hearth	12" Slate Tile Hearth to be full width of Mantle above, Flush with flooring. Color to be Selected by Owner.	
Venting	Direct vent to outside through wall	
Plumbing Fixtures		
See Appendix D: Plumbing Schedule		
Miscellaneous Plumbing		
Outdoor Faucets	2 Frost-Free Hose Bibs, located at back of the main house and on the side of the front porch	
Hot Water Heater	Rinnai R75-Lsi on demand water heater Buderus 32 gallon Indirect Hot Water Heater	
Laundry	Washer Box Valve with single handle shutoff and drain; appliances pricing optional	
Plumbing	PVC Drainage plumbing. PEX continuous piping for all domestic water. All plumbing installed according to National Plumbing Code by licensed plumber.	
Radon	Radon Piping runs from under Lower Level concrete slab through roof. This is a passive system, no fan.	
Utility Sink	Option available	
Cabinets & Countertops		
Cabinets		
Kitchen		
Brand	Mid Continent Signature Series	
Style	Parker Style in Maple	
Color	Natural	
Kitchen Island		
Brand	Mid Continent Signature Series	
Style	Parker Style in Maple	
Color	Natural	
Owner's Bath		
Size	72" Vanity with 2 bowls	
Brand	Mid Continent Signature Series	
Style	Parker Style in Maple	
Color	Natural	
Bath #2		
Size	42" Vanity with single bowl	
Brand	Mid Continent Signature Series	
Style	Parker Style in Maple	
Color	Natural	


SV Mansfield - S. Burlington, VT



Countertops		
Kitchen		
Style	Laminate Perimeter	
Color	To Be Selected by Owner	
Edge Detail	Pencil Edge	
Cut-Outs	Under Mount Sink	
Backsplash	4" Laminate	
B/S Location	Perimeter Back Only	
Kitchen Island		
Style	Builder Granite Series	Kitchen Tops (not color or Style)
Color	To Be Selected by Owner	
Edge Detail	Pencil Edge	
Cut-Outs	None	
Owner's Bath		
Style	Cultured Marble with 2 integrated flush rectangle bowls	
Color	Cotton White	
Edge Detail	Square Edge	
Cut-Outs	None	
Back Splash	4" integral Cultured Marble	
B/S Location	Back Only	
Bath #2		
Style	Cultured Marble with 1 integrated flush rectangle bowls	
Color	Cotton White	
Edge Detail	Square Edge	
Cut-Outs	None	
Back Splash	4" integral Cultured Marble	
B/S Location	Back Only	
Wall & Trim Interior Detail Work		
Insulation		
Exterior Walls	R-21 6" Fiberglass Batts with Poly Vapor Barrier	
Interior Walls	R-13 3-1/2" Fiberglass Batts for bath walls (Soundproofing)	
Rigid Insulation	Box sill in first and second floor joists insulated with rigid insulation	
Attic	R-60 Cellulose with backer boards at eaves for ventilation	
Garage	Not insulated	
Foundation	3-1/2" R-21 Thermax glued to concrete wall 2-1/2" R-15 Thermax glued to concrete wall	
Drywall		
Living area walls	1/2" Sheet Rock, taped with 3 coats of joint compound at walls and ceilings	
Ceilings	Smooth Finish, minor shadow variations are possible in ceilings	
Garage	Unfinished	
Trim Details		
Casing	3-1/2" Eased Edge with 5/4x4 head casing 2-1/2" Colonial Casing	
Base	5-1/2" Colonial Base Board 3-1/2" Colonial Base Board	
Wainscot	36" High Wainscot at Mudroom	
Crown	Available as option	
Built - Ins		
	Coat Pegs in Mudroom	 
Mirrors		
Owners Bath	Plate Glass mirror with ground edge, no bevel	
Bath #2	Plate Glass mirror with ground edge, no bevel	
Powder Room	By Owner	

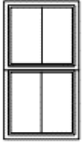
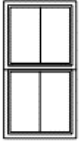
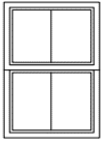





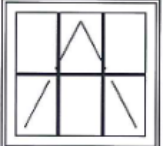
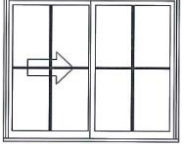
SV Mansfield - S. Burlington, VT



Interior Stairs/Railing		
Main to Second Floor	Brown Maple Hardwood Stairs Box Stair Construction	
	Treads sealed to match hardwood flooring and risers painted to match interior trim.	
	First Floor to Landing to be open rail with turned balusters and turned round newel posts	
	Risers, baluster posts painted to match interior trim	
	Rails and newel stained to match wood floors (including rail on wall)	
Main to Lower Level	Carpet Grade Stairs	
	Rail on wall stained	
Handrail Brackets	Satin Nickel	
Closet Shelving		
	All closets systems will be vented wire and the system is indicated on the plan. See Closet Plan for Details.	
Interior Paint		
Painted Interior Walls	1 coat primer 2 coats Low VOC Flat Latex Paint, Color to be selected by owner.	
Accent Wall	Color and Location to be selected by owner	
Ceilings	To match walls	
Interior Trim	Painted, 1 coat primer, 2 coats Semi-Gloss Latex Paint, Color to be selected by owner.	
Interior Doors	Painted, 2 coats of Semi-Gloss Latex Paint, Color to be selected by owner.	
Fireplace Mantle	Painted, 2 Coats of Semi-Gloss Latex Paint, Color to be selected by owner.	
Open Shelving and Pantry Shelves	Painted, 2 coats of Semi-Gloss Latex Paint, Trim Color	
Main to Second Floor Stairs	Treads, Rail and Newel Sealed and Matching Wood Floor Risers and Baluster Posts Painted to Match Interior Trim	
Main to Lower Level Stairs	Stained railing to Match Wood on First Floor	
Interior Doors		
See Door Appendix B: Exterior and Interior Door Schedule		
Finish Hardware		
See Appendix E: Finish Hardware Schedule		
Flooring		
See Appendix F: Flooring Schedule		
Appliances		
See Appendix G: Appliance Schedule		
Landscaping		
Lawn	All disturbed portions of yard to be seeded. Lawn area will generally include front yard, side yard and rear yard. Lawn area to be covered with approximately 4" of native topsoil.	
8 Foundation Shrubs	To be Selected by Owner, See Landscape Plan	
8 Perennial Flowers	To be Selected by Owner, See Landscape Plan	
2 Small Yard Trees	To be Selected by Owner, See Landscape Plan	
Cleaning		
	House cleaned prior to closing, including washing of windows	
Warranty		
	Clearview Properties, LLC Warranty as per contract	
	Continuing a policy of constant research and improvement, Clearview Properties, LLC reserves the right to make substitutions and specification changes.	

Appendix A: Window Schedule





Harvey All Vinyl Windows, Double insulated, Low E, GBG Grills 2 over 2
 6 9/16 primed interior jambs, 2 1/2 colonial case interior
 J Channel only
 EZ-Tilt cleaning
 Screens included
 Energy Star Qualified
 Maximum U Factor 0.30

Letter	Size	Quantity	Description	Location	Image	Notes	Sqft	\$/Sqft	Total Cost
A	34x65	3	Double Hung	Living Room					\$0.00
A2	68x65	1	Double Hung	Dining Room					\$0.00
B	34x53	8	Double Hung	Owners Bedroom, Bedroom 2 & 3					\$0.00
B2	68x53	1	Double Hung	Future Bonus Room					\$0.00
C	34x41	1	Double Hung	Powder Room					\$0.00
D	34x49	1	Double Hung	Owner Bath					\$0.00
E	42x49	1	Double Hung	Kitchen					\$0.00
F	34x49	1	Awning	Stair Landing					\$0.00
G	34x34	1	Awning	Living Room					\$0.00
EG	55x48	1	Slider	Lower Level					\$0.00

Appendix B: Exterior and Interior Door Schedule





EXTERIOR DOORS

Therma-Tru Smooth Star Fiberglass Exterior Doors with full weather stripping and adjustable sills
 Grills between glass
 6 9/16 primed jambs
 5/4 x 4 flat exterior case, Double bore set-up
 EZ Set Satin Nickel knob and deadbolt hardware, All doors keyed alike









	Quantity	Description	Opens	Size	Type	Hardware	Image	Notes
Foyer Entry								
	1	S601 with S210SL Sidelite	RH	3'-0"	2 Panel	Double Bore		
Garage Entry								
	1	S220 2 Panel 6'-6" height	RH	3'-0"	2 Panel	Double Bore		
Dining Room Entry from Optional Deck								
	1	S118 No Transom	RH	3'-0"	Full Glass	Double Bore		
Exterior Door Hardware								
Knobs	4	EZ - Set Keyed Entry w/deadbolt				Satin Nickel		All Keyed Alike










INTERIOR DOORS

2 Panel, Hollow core, Smooth molded hardboard, 4 9/16 PFJ split jambs
 Colonial Casing both sides
 Dexter Stratus Satin Nickel Hardware
 Ball catches and (2) Dummy knobs per pair included

Interior Doors								
	Quantity	Description	Opens	Size	Type	Hardware	Image	Notes
	16	Masonite Textured	See Plans - will display more clearly with plans	TBD	2 Panel Hollow Core	Double Bore		
Interior Door Hardware								
Knobs	16	EZ - Set				Polish Chrome		
Base Bumps	16					Polish Chrome		
Hinge Bumps	16					Polish Chrome		








Appendix C: Light Fixture Schedule








	Quantity	Description	SKU	Item	Color	Image	Notes
Garage Exterior							
	1	One Light Wall Lantern	369510	Kichler 9618OZ	Old Bronze		
Deck Exterior							
	1	One Light New Street Wall Lantern	369512	Kichler 9611OZ	Old Bronze		
Front Porch							
	2	Click Lights - LED Flush Mount	3636303	Maxim 57641WTWT	White		
Foyer							
	1	Three Light Flush Mount	725440	Maxim 2681FTSN	Satin Nickel		
	1	Click Lights - LED Flush Mount	3636303	Maxim 57641WTWT	White		
Mudroom							
	1	Click Lights - LED Flush Mount	3636303	Maxim 57641WTWT	White		
Kitchen Island							
	2	One Pendant Light	090083	Generation Lighting 6137301EN3-962	Brushed Nickel		
Kitchen							
	6	Click Lights - LED Flush Mount	363603	Maxim 57641WTWT	White		

Dining Room							
	1	Three Light Flush Mount	725440	Maxim 2681FTSN	Satin Nickel		
Living Room							
	1	Three Light Flush Mount	725440	Maxim 2681FTSN	Satin Nickel		
Powder							
	1	Two Light Vanity Wall	090109	Generation Lighting 4437302EN3-962	Brushed Nickel		
	1	Click Lights - LED Flush Mount	3636303	Maxim 57641WTWT	White		
Stairwells							
	2	One Light Wall Sconce	517528	90179	Satin Nickel		1 - Main to Second Floor and 1 - in Main to Lower Level
Upstairs Hall							
	3	Click Lights - LED Flush Mount	3636303	Maxim 57641WTWT	White		
Owners Bedroom							
	1	Three Light Flush Mount	725440	Maxim 2681FTSN	Satin Nickel		
Owners Vanity							
	2	Two Light Vanity Wall	090109	Generation Lighting 4437302EN3-962	Brushed Nickel		
Owners Closet							
	1	Two Light Flush Mount	216910	Maxim 2680MRSN	Satin Nickel		


Bedroom #2							
	1	Maxim	216910	Maxim 2680MRSN	Satin Nickel		
Bedroom #2 Closet							
	1	LED Ceiling Wrap	177424	Nuvo Lighting 65-1081	White		
Bedroom #3							
	1	Maxim	216910	Maxim 2680MRSN	Satin Nickel		
Bath #2							
	1	Three Light Vanity Wall	090101	Generation Lighting 4437303EN3-962	Brushed Nickel		

Appendix D: Plumbing Schedule

	Qty.	Description	Manufacturer	Product No.	Finish	Image	Notes
Kitchen							
Sink	1	McAllister Double Bowl Undermount Sink	Sterling	11406-NA	Stainless Steel		32" L x 18" W, 8" Deep. Dearborn Stainless Basket Strainer
Faucet	1	Simplice with Spray	Kohler	K-596-VS	Vibrant Stainless		
Garbage Disposal	1	Badger 5, 1/2 HP	Insinkerator	N/A	N/A		
Owner's Bath							
Faucet	2	Refinia Center set Lavatory Faucet	Kohler	K-5316-4-CP	Polished Chrome		
Shower	1	Ensemble Curve 60" Shower	Sterling	71220120	White		Straight Curtain Rod Installed.
Shower Fixture	1	Refinia Shower Trim	Kohler	K-TS5320-4G-CP	Polished Chrome		
Toilet	1	Windham Elongated Toilet Bowl	Sterling	403082-RA-0	White		29" L x 16" W x 30" H

Bath #2							
Faucet	1	Refinia Center set Lavatory Faucet	Kohler	K-5316-4-CP	Polished Chrome		
Tub/Shower	1	Ensemble Curve 60" Tub/Shower	Sterling	71220120	White		Straight Curtain Rod Installed.
Tub/Shower Trim	1	Refinia Tub/Shower Trim	Kohler	K-TS5318-4G-CP	Polished Chrome		
Toilet	1	Windham Elongated Toilet Bowl	Sterling	403082-0	White		29" L x 16" W x 30" H
Powder Bath							
Faucet	1	Refinia Center set Lavatory Faucet	Kohler	K-5316-4-CP	Polished Chrome		
Toilet	1	Windham Elongated Toilet Bowl	Sterling	403082-0	White		29" L x 16" W x 30" H
Pedestal Sink	1	Wellworth Pedestal	Kohler	K-2293-4-0	White		

Appendix E: Finish Hardware Schedule

	Qty.	Description	Manufacturer	Product No.	Finish	Image	Notes
Owner's Bath							
Knob	8	Allison Value 1-1/4" Diameter Knob	Amerock	53005-G10	Satin Nickel		
Robe Hook	1	Alteo Robe Hook	Kohler	K-37055-CP	Polished Chrome		
Tissue Holder	1	Alteo Pivoting Toilet Tissue Holder	Kohler	K-37054-CP	Polished Chrome		
Towel Bar	1	Alteo 24" Towel Bar	Kohler	K-37051-CP	Polished Chrome		
Powder Bath							
Towel Ring	1	Alteo Towel Ring	Kohler	K-37057-CP	Polished Chrome		
Tissue Holder	1	Alteo Pivoting Toilet Tissue Holder	Kohler	K-37054-CP	Polished Chrome		
Bath #2							
Knob	8	Allison Value 1-1/4" Diameter Knob	Amerock	53005-G10	Satin Nickel		
Robe Hook	1	Alteo Robe Hook	Kohler	K-37055-CP	Polished Chrome		
Tissue Holder	1	Alteo Pivoting Toilet Tissue Holder	Kohler	K-37054-CP	Polished Chrome		
Towel Bar	1	Alteo 24" Towel Bar	Kohler	K-37051-CP	Polished Chrome		
Kitchen Surround							
Knob	19	Allison Value 1-1/4" Diameter Knob	Amerock	53005-G10	Satin Nickel		
Kitchen Island							
Knob	4	Allison Value 1-1/4" Diameter Knob	Amerock	53005-G10	Satin Nickel		





Appendix F: Flooring Schedule

Wood Floors							
Location	Make	Style	Finish	Size		Image	
Foyer, Hallway, Kitchen, Dining Room	TBD	TBD	TBD	TBD			
Tile Floors							
Location	Make/Style	Finish/Color	Tile Size	Orientation	Tile Grout	Image	Notes
Owner's Bath	TBD	TBD	TBD	TBD	TBD		
Mudroom/Powder	TBD	TBD	TBD	TBD	TBD		
Fireplace Surround & Hearth	TBD	TBD	TBD	TBD	TBD		6" - Top and Sides of fireplace front 12" Hearth width of mantle
Vinyl Floors							
Location	Make	Style	Color			Image	Notes
Bath #2	TBD	TBD	TBD	TBD	TBD		



Carpet							
Location	Make	Style	Color	Details		Image	
Owner's Bedroom	TBD	TBD	TBD				
Owner's WIC	TBD	TBD	TBD				
Bedroom 2	TBD	TBD	TBD				
Bedroom 3	TBD	TBD	TBD				
Upstairs Hall	TBD	TBD	TBD				
Staircase to Second Floor	TBD	TBD	TBD				

Appendix G: Appliance Schedule

Appliance	Quantity	Manufacturer	Model	Color	Description	Image	Notes
Kitchen							
Refrigerator	1	GE	GNE27JSMSS	Stainless	GE Energy Star 27.0 Cu. Ft. French Door		
Gas Range	1	GE	JGB700SEJSS	Stainless	GE 30" Free-Standing Gas Range		
Dishwasher	1	GE	GDF510PSMSS	Stainless	GE Dishwasher with Front Controls		Gray Plastic Tub and Door Liner
Microwave	1	GE	JVM3160RFSS	Stainless	GE 1.6 Cu. Ft. Over-the-Range-Microwave Oven		
Laundry Room							
Washer							Available as option
Gas Dryer							Available as option