

CV 18 Mansfield Plan - Milton, VT



MANSFIELD HOME - CONSTRUCTION SPECIFICATIONS

Builder
Clearview Properties, LLC
1037 Hinesburg Road, Suite A
South Burlington, VT 05403

Homeowner/Project

Clearview #18

Specification Date: 8/10/2021
Site Plan Date: 6/22/2021
Plan Date: 6/22/2021

Mansfield Plan: Two story home with unfinished lower level. Two floors of finished area with approximately 1568 square feet of living space; 784 square feet of unfinished Lower Level, 484 square foot 2-car garage, a 168 square foot deck, and a 60 square foot front porch.

Location	Total Square Feet
First Floor	784
Second Floor	784
Total Finished Square Feet	1,568
Lower Level	784
Garage	484
Deck	168
Front Porch	60

Personal Choice Lists

PCL #	Color Code	Date
	GRAPE	
	ORANGE	
	GOLD	
	GREEN	
	BLUE	
	PURPLE	
	PINK	
	RUST	
	HUNTER	
	SKY BLUE	
	LAVENDER	
	BROWN	
	NAVY	
	LIME	
	CRANBERRY	
	AQUA	
	PEACH	
	RED	

Specification and Appendix Approval

- Appendix A: Window Schedule
- Appendix B: Exterior and Interior Door Schedule
- Appendix C: Lighting Schedule
- Appendix D: Plumbing Schedule
- Appendix E: Finish Hardware Schedule
- Appendix F: Flooring Schedule
- Appendix G: Appliance Schedule

Client _____ Date _____

Client _____ Date _____

Builder Collin Frisbie _____ Date _____

CV 18 Mansfield Plan - Milton, VT




MANSFIELD HOME - CONSTRUCTION SPECIFICATIONS

Section	Information	Image
Permits		
	Builder responsible to obtain all necessary permits including: - Soil Erosion and Sediment Control - Zoning	
Surveys		
	Home is to be staked by builder	
Site Clearing		
	Builder is responsible for all site clearing, as needed	
Utilities Connections		
	Builder responsible for all site work and site balance to include	
Water	Connection to City of Milton water system	
Sewer	Connection to City of Milton sewer system	
Gas	Connection to Natural Gas lines at road.	
Power	Underground power	
Cable	Cable TV conduit to house	
	All excavation, fill and labor is included	
Energy Package		
	Home to be built to VT Residential Building Energy Standards (RBES)	
	Compliant with Act 250 Stretch Code	
Home to Include		
	Panasonic WhisperLite™ Fan/Light - Quiet, Spot Ventilation Solution, 110 CFM Bath Fan/Light. Vented to the outside	
	Additional caulking and air sealing of joists to reduce air infiltration into the home, including shoe plate; windows; and where wires and pipes go to cold spaces	
	R-15 Rigid Thermax insulation on Interior of Lower Level - floor to top of concrete wall	
	Selected use of closed cell foam to improve overall air sealing of attic in home	
	Blower Door Test as home completed required for VT RBES	
Solar Prep	Home solar ready with conduit running from LL up to Attic Space	
Foundation		
Type	Poured Concrete	
Wall Height	9'-2"	
Lookout Height	4' Frost Wall	
Strength	Min. 3000 PSI @2 days with steel reinforcement	
Footer	Continuous 8" x 16" reinforced	
Flat Work Concrete		
Lower Level	Poured Concrete	
Finish	Smooth	
"Keyway" Joints	Saw cut	
Thickness	4"	
Strength	House: Min. 3000 PSI @ 28 days Garage: Min. 4000 PSI @ 28 days	
Moisture Barrier	Tarred damp proofing membrane sprayed on exterior of foundation walls. 6 mil poly under concrete house slab.	
Ground water controls	Footing drains installed below footers around Lower Level and drained to daylight in back yard. Drain tile buried in clean stone; covered with mirafi fabric; clean sand fill against foundation. Site graded to shed surface water away from house.	
Rock Wall	Boulder rock walls as needed for the grading of the yard. Boulders from the site are machine-placed to create walls.	

CV 18 Mansfield Plan - Milton, VT



Driveway/Entrance		
Drive	12" thick gravel two car driveway on top of mirafi fabric. Driveway to be finish paved with 2" of compacted asphalt.	
Walkway	42" Sidewalk from front porch to driveway	
Frame		
Exterior Walls	2x6 SPF 24" o.c.	
Interior Walls	2x4 SPF 24" o.c.	
Plate Height	9'-1" on first floor; 8'-1" on second floor and 9'-2" in lower level	
Plate	2x6 treated southern yellow pine with foam sill seal	
Floor Framing	2x10 SPF 19.2" o.c.	
Sub Flooring	3/4" 4x8 T&G OSB glued and nailed	
Girders	2 or 3 ply 2x12, nailed and glued, as specified by engineering load design, supported by 3-1/2" concrete filled lally columns in Lower Level	
Sheathing	7/16" 4x8 OSB	
Roof	Pre-engineered roof trusses 24" o.c. 5/8" T&G OSB rated sheathing	
Roof Pitch	Pitches: 7/12 at Main House; 12/12 at Garage; 6/12 at Front Porch	
House Wrap	Professional house wrap with flashing around all windows and doors	
Roofing		
	Ice and water shield on eaves and valleys. Vented on ridge to achieve proper ventilation.	
Underlayment	Owens Corning ProArmor Synthetic Roof Underlayment	
Shingles	Owens Corning TruDefinition Shingles Limited Lifetime Warranty	
Color	Black	
Siding/Exterior Elements		
Siding	Norandex Woodsman Select	
Gable Ends	Double 4" Color to be White	
Clapboard	Double 4", Color to be White	
Board and Baton	None	
Eaves	Two piece aluminum wrapped - White	
Soffit	Perforated soffit for proper venting	
Corners	6" White Vinyl Corners with Foam Backer	
Trim Details	Frieze board and Garage Door Trim to be PVC	
Drip Edge	Galvanized	
Shutters	Available as Option	
Gutters & Downspouts		
Gutters & Downspouts	White Seamless Gutters	
Windows		
See Appendix A: Window Schedule		
Brand	Harvey Slimline	
Color	White	
Construction	Vinyl, Low-E, Insulated Double-Pane	
Exterior Casing	J Channel Only (Brickmould)	
U-Factor	0.30	
Grills	Grills Between Glass 6 over 0	
Screens	Fiberglass Mesh	
Exterior Doors		
See Appendix B: Exterior and Interior Door Schedule		
Brand	Therma-Tru	
Color	See Exterior Paint Section	
Construction	Insulated Fiberglass	
Exterior Casing	5/4x4 Flat	
Storm Doors	None	
Overhead Garage Doors		
Model	8300 Series Insulated Steel Door	
Size	16' x 7'	
Design	Colonial Raised Panel Door	
Color	Manufacturer White	
Opener	8" lift master 1/2 horsepower electric opener	
Remotes	2 remotes included	
Frame Key Pad	Keyless entry punch pad	

CV 18 Mansfield Plan - Milton, VT




Decks & Porches	
Covered Entry Porch	
Porch Framing	6' x 10' framed with PT 2x8 joists
Decking	5/4x6 PT decking
Posts	PVC wrapped and PT 6x6 Posts, 2x8 roof beams - White. Posts wrapped top and bottom.
Roof	Roof to be truss framed, roof shingles to match house
Ceiling	White vinyl bead board
Stairs	Stairs from porch to walkway to be PT box steps with 5/4x6 PT treads.
Rail	Pressure treated rail and balusters
Finish	Porch posts, beams, PT rim board and stair risers
Color	Porch decking and stair tread stained with Total Wood Preservative - Color to be Dark Oak
Rear Deck	
Deck Framing	14' x 12' deck framed with PT 2x10 joists
Decking	5/4x6 #1 PT decking
Stairs	None
Rail	Pressure treated rail and balusters
Color	Pressure treated decking, no paint or stain
Exterior Paint	
Exterior Doors - Excluding Front Door	Painted Satin Finish, White
Exterior Trim - Including Frieze Board and Door Surrounds	Painted Satin Finish, White
Front Door	2 coats Exterior Paint, Color to be BM Country Redwood HC-183, Ok to Color Match
Sidelight	Painted Satin Finish, White
Front Porch Rail	Pressure Treated - painted white
Front Porch Posts	Painted White
Front Porch Roof Beams	Painted White
Front Porch Rim board	Stained. Color to be Selected by Owner.
Front Porch Stair Risers	Stained. Color to be Selected by Owner.
Front Porch Decking	Stained. Color to be Selected by Owner.
Electrical & Low Voltage	
	Underground electrical service, 40 circuit 150 AMP Panel with Surge Protection. Open double slot for future solar.
Plugs and Switches	
Switch Style	Toggle
Plate Style	Toggle screw on plates
Switch Color	White
Dimmers	Available as Option
Exterior Plugs	Per Electrical Plan
Lighting	
Lighting Fixtures	See Lighting Finish Schedule (Appendix C: Light Fixtures Schedule)
Recessed Lights	14 Click Lights. Kitchen 6, Front Porch 2, Front Hall 1, Mudroom 2, Upstairs Hall 3
Under Cabinet Lighting	Available as Option
Miscellaneous	
Outlets	GFI protection for all interior and exterior 240-volt outlets. 120 volt outlets in future finished areas of basement. Minimum of 2 Island Outlets. Per Electrical Plan.
Door Chime	Nutone BK125LWH: One 2-note, white door chime
Smoke/CO2	1 CO/Smoke per floor (2 Total), 1 Smoke per bedroom (3 Total) - Kidde 120V Intelligent 10 Year Lithium Battery Smoke Alarm Model P4010ACS
Bath Vents	Panasonic WhisperLite™ Fan/Light - Quiet, Spot Ventilation Solution, 110 CFM
Paddle Fan Boxes	Paddle fan rated boxes in all Bedrooms, Dining room, and Living room
Cat 5 (data/phone)	Yes, per electrical plan
Coax Cable	Yes, per electrical plan
Security/Surveillance	None
Central Vacuum	None
Audio	None
Solar Prep	Conduit running from LL up to Attic Space
Garbage Disposal	Available as Option









CV 18 Mansfield Plan - Milton, VT



Light Fixtures		
See Appendix C: Light Fixture Schedule		
Plumbing		
Heating and Venting		
Furnace	York LX Series, TM9V	
Furnace Size	40,000 BTU	
Efficiency Rating	96%	
Zones	Zone 1: First Floor and Second Floor.	
Second Zone	Available as Option	
Air Conditioner	Available as Option	
Thermostat	Ecobee Thermostat; First Floor and Second Floor	
Bath Venting	Panasonic WhisperLite™ Fan/Light - Quiet, Spot Ventilation Solution, 110 CFM Bath Fan/Light. Vented to the outside	
Dryer Venting	Microwave/Hood Vent vented to the outside	
Gas		
Main Kitchen Range	Yes	
Main Fireplace	Available as Option	
Floor Dryer	No	
Furnace	Yes	
Hot Water System	Yes	
Grill Line at Deck	Available as Option	
Fireplace and Mantle		
Fireplace in Living Room	Available as Option	
Model		
Mantle		
Tile Surround		
Tile Hearth		
Venting		
Plumbing Fixtures		
See Appendix D: Plumbing Schedule		
Miscellaneous Plumbing		
Outdoor Faucets	2 Frost-Free Hose Bibs, located at back of the main house and on the side of the front porch	
Hot Water Heater	Rinnai R-75 LSI On Demand Water Heater	
Laundry	Washer Box Valve with single handle shutoff and drain; appliances pricing optional	
Plumbing	PVC Drainage plumbing. PEX continuous piping for all domestic water. All plumbing installed according to National Plumbing Code by licensed plumber.	
Radon	Radon Piping runs from under Lower Level concrete slab through roof. This is a passive system, no fan.	
Utility Sink	Available as Option	




CV 18 Mansfield Plan - Milton, VT



Cabinets & Countertops		
Cabinets		
Kitchen		
Brand	Mid Continent Signature Series	
Style	Simple F/O Style in Painted Maple	
Color	White	
Kitchen Island		
Brand	Mid Continent Signature Series	
Style	Simple F/O Style in Painted Maple	
Color	White	
Owner's Bath		
Size	72" Vanity with 2 bowls	
Brand	Mid Continent Signature Series	
Style	Simple F/O Style in Maple	
Color	Rainstorm	
Bath #2		
Size	42" Vanity with single bowl	
Brand	Mid Continent Signature Series	
Style	Simple F/O Style in Painted Maple	
Color	Stone	
Countertops		
Kitchen		
Style	Premium Quartz	
Color	Desert Silver - 2cm (3/4" thickness)	
Edge Detail	Pencil Edge	
Cut-Outs	Under Mount Sink	
Backsplash	4" Quartz	
B/S Location	Perimeter Back Only	
Kitchen Island		
Style	Classic Series Quartz	
Color	Desert Silver - 2cm (3/4" thickness)	
Edge Detail	Pencil Edge	
Cut-Outs	None	
Owner's Bath		
Style	Classic Series Quartz	
Color	Miami Vena - 2cm (3/4" thickness)	
Edge Detail	Pencil Edge	
Cut-Outs	Rectangular Undermount Sink	
Back Splash	4" Quartz	
B/S Location	Back Only	
Bath #2		
Style	Classic Series Quartz	
Color	Blanco Matrix - 1.6cm (1/2" thickness)	
Edge Detail	Pencil Edge	
Cut-Outs	Rectangular Undermount Sink	
Back Splash	4" Quartz	
B/S Location	Back Only	

CV 18 Mansfield Plan - Milton, VT



Wall & Trim Interior Detail Work		
Insulation		
Exterior Walls	R-21 6" Fiberglass Batts with Poly Vapor Barrier	
Interior Walls	R-13 3-1/2" Fiberglass Batts for bath walls (Soundproofing)	
Rigid Insulation	Box sill in first and second floor joists insulated with rigid insulation	
Attic	R-60 Cellulose with backer boards at eaves for ventilation	
Garage	Not insulated	
Foundation	2-1/2" R-15 Thermax glued to concrete wall	
Drywall		
Living area walls	1/2" Sheet Rock, taped with 3 coats of joint compound at walls and ceilings	
Ceilings	Smooth Finish, minor shadow variations are possible in ceilings	
Garage	Unfinished	
Trim Details		
Casing	2-1/2" Colonial Casing	
Base	3-1/2" Colonial Base Board	
Wainscot	+/-60" High Wainscot at Mudroom under Black Metal Coat Hooks, 48" High in Powder Room	
Crown	Available as Option	
Built - Ins		
	Black Metal Hooks at Mudroom	
Mirrors		
Owners Bath	Plate Glass mirror with ground edge, no bevel	
Bath #2	Plate Glass mirror with ground edge, no bevel	
Powder Room	By Owner	
Interior Stairs/Railing		
Main to Second Floor	Carpet Grade Stairs	
	First Floor to Landing to be half wall with a hardwood cap and railing on wall. Cap to be Maple, sealed Natural.	
	Rail on wall stained	
Main to Lower Level	Carpet Grade Stairs	
	Rail on wall stained	
Handrail Brackets	Satin Nickel	
Closet Shelving		
	All closets systems will be vented wire and the system is indicated on the plan. See Closet Plan for Details.	
Interior Paint		
Painted Interior Walls	1 coat primer 2 coats Low VOC Flat Latex Paint, Color to be BM Classic Grey OC-23, Ok to Color Match	<div style="display: flex; flex-direction: column; align-items: center;"> <div style="background-color: #d9d9d9; width: 100px; height: 100px; margin-bottom: 10px; display: flex; align-items: center; justify-content: center; font-size: 8px;"> Classic Gray OC-23 </div> <div style="background-color: #e0f2f1; width: 100px; height: 100px; display: flex; align-items: center; justify-content: center; font-size: 8px;"> Chantilly Lace OC-65 </div> </div>
Accent Wall	None	
Ceilings	To Match Walls	
Interior Trim	Painted, 1 coat primer, 2 coats Semi-Gloss Latex Paint, Color to be BM Chantilly Lace OC-65, OK to Color Match	
Wainscot	Painted, 1 coat primer, 2 coats Semi-Gloss Latex Paint, Color to be BM Chantilly Lace OC-65, OK to Color Match	
Interior Doors	Painted, 2 coats of Semi-Gloss Latex Paint, Color to be BM Chantilly Lace OC-65, OK to Color Match	
Fireplace Mantle (optional)		
Main to Second Floor Stairs	Rail and Newel Sealed and Matching Wood Floor Baluster Posts Painted to Match Interior Trim	
Main to Lower Level Stairs	Stained railing to Match Wood on First Floor	

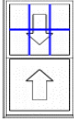
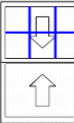
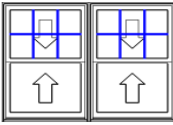
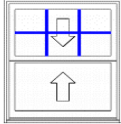
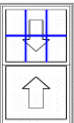
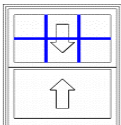
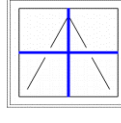
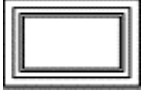

CV 18 Mansfield Plan - Milton, VT



Interior Doors		
See Door Appendix B: Exterior and Interior Door Schedule		
Finish Hardware		
See Appendix E: Finish Hardware Schedule		
Flooring		
See Appendix F: Flooring Schedule		
Appliances		
See Appendix G: Appliance Schedule		
Landscaping		
Lawn	All disturbed portions of yard to be seeded. Lawn area will generally include front yard, side yard and rear yard. Lawn area to be covered with approximately 4" of native topsoil.	
8 Foundation Shrubs	To be Selected by Owner, See Landscape Plan	
8 Perennial Flowers	To be Selected by Owner, See Landscape Plan	
Cleaning		
	House cleaned prior to closing, including washing of windows	
Warranty		
	Clearview Properties, LLC Warranty as per contract	
	Continuing a policy of constant research and improvement, Clearview Properties, LLC reserves the right to make substitutions and specification changes.	






Appendix A: Window Schedule

Harvey Slimline All Vinyl Windows, Double insulated, Low E, GBG Grills 6 over 0
 6 9/16 primed interior jambs, 2 1/2 colonial case interior
 J Channel Only (Brickmould)
 EZ-Tilt cleaning
 Screens included
 Energy Star Qualified
 Maximum U Factor 0.30

Letter	Size	Quantity	Description	Location	Image	Notes
A	34x65	7	Double Hung	Living Room, Dining Room, Lower Level		
B	34x53	8	Double Hung	Owners Bedroom, Bedroom 2 & 3		
B2	68x53	1	Double Hung	Future Bonus Room		
C	34x41	2	Double Hung	Powder Room, Lower Level		
D	34x49	1	Double Hung	Owner Bath		
E	42x49	1	Double Hung	Kitchen		
F	30x30	1	Awning	Stair Landing		
G	36x24	1	Concrete Hopper	Lower Level		
T	34x34	2	Awning	Living Room		

Appendix B: Exterior and Interior Door Schedule
EXTERIOR DOORS




Therma-Tru Smooth Star Fiberglass Exterior Doors with full weather stripping and adjustable sills
 6 9/16 primed jambs
 5/4 x 4 flat exterior case, Double bore set-up
 EZ Set Satin Nickel knob and deadbolt hardware, All doors keyed alike

	Quantity	Description	Opens	Size	Type	Hardware	Image	Notes
Foyer Entry								
	1	S601 with S210SL Sidelite	LH	3'-0" 6'-8"	2 Panel	Double Bore		
Garage Entry								
	1	S220 2 Panel 6'-6" height	LH	3'-0" 6'-6"	2 Panel	Double Bore		
Dining Room Entry from Deck								
	1	S118	LH	3'-0" 6'-8"	Full Glass	Double Bore		
Lower Level Walk Out								
	1	Harvey Vinyl Sliding Patio Door	LH	6'-0" 6'-8"	Slider	Glass		
Exterior Door Hardware								
Knobs	3	EZ - Set Keyed Entry w/deadbolt				Satin Nickel		All Keyed Alike





INTERIOR DOORS

2 Panel, Hollow core, Smooth molded hardboard, 4 9/16 PFJ split jambs
 Colonial Casing both sides
 EZ-Set Satin Nickel Hardware
 Ball catches and (2) Dummy knobs per pair included










Interior Doors








	13	Masonite Smooth	See Plans - will display more clearly with plans	TBD	2 Panel Hollow Core	Double Bore		
	2	Masonite Smooth	See Plans - will display more clearly with plans	TBD	Double Doors	Double Bore		Pantry, Bedroom #3
Door to Future Bonus Room	1	Masonite Smooth	LH	TBD	Solid Core	Double Bore		with Threshold Weather Stripping

Interior Door Hardware

Knobs	14	EZ - Set				Satin Nickel		
Knobs	4	EZ - Set				Satin Nickel		Dummy for Ball Latch Double Doors
Base Bumps	18					Satin Nickel		
Hinge Bumps	18					Satin Nickel		

Appendix C: Light Fixture Schedule

	Quantity	Description	SKU	Item	Color	Image	Notes
Garage Exterior							
	1	One Light Outdoor Wall Lantern	143182	Maxim 35016BK	Black		
Deck Exterior/LL Exterior							
	2	One Light Outdoor Wall Lantern	143190	Maxim 35015BK	Black		
Front Porch							
	2	Click Lights - LED Flush Mount	040842	Green Creative	White		
Foyer							
	1	Three Light Semi-Flush Mount	100404	Maxim 26130CLBZAB	Bronze/Antique Brass		
Front Hall							
	1	Click Lights - LED Flush Mount	040842	Green Creative	White		
Mudroom							
	2	Click Lights - LED Flush Mount	040842	Green Creative	White		
Powder							
	1	TWO LIGHT WALL SCONCE	097117	Elegant Lighting#: LD4033W21BK	Black		
Kitchen Island							
	2	One Light Mini Pendant	100034	Maxim 96120CLBZAB	Bronze/Antique Brass		
Kitchen							
	6	Click Lights - LED Flush Mount	040842	Green Creative	White		

Dining Room							
	1	Five Light Chandelier	100403	Maxim 26125CLBZAB	Bronze/Antique Brass		
Living Room							
	1	52" Ceiling Fan	872861	Minka Aire#: F1000-WH	White		
Stairwells							
	2	One Light Wall Sconce	100415	Maxim 26121CLBZAB	Bronze/Antique Brass		1 - Main to Second Floor and 1 - in Main to Lower Level
Upstairs Hall							
	3	Click Lights - LED Flush Mount	040842	Green Creative	White		
Owners Bedroom							
	1	Three Light Flush Mount	725440	Maxim 2681FTSN	Satin Nickel		
Owners Vanity							
	2	TWO LIGHT WALL SCONCE	097111	Elegant Lighting#: LD4033W21C	Chrome		
Owners Closet							
	1	Two Light Flush Mount	725441	Maxim 2680FTSN	Satin Nickel		





Bedroom #2							
	1	Two Light Flush Mount	725441	Maxim 2680FTSN	Satin Nickel		
Bedroom #2 Closet							
	1	LED Ceiling Wrap	177424	Nuvo Lighting 65-1081	White		
Bedroom #3							
	1	Two Light Flush Mount	725441	Maxim 2680FTSN	Satin Nickel		
Bath #2							
	1	THREE LIGHT WALL SCONCE	097110	Elegant Lighting#: LD4033W33BK	Black		
Other							
Garage, Future Bonus Room, Lower Level	12	PC Lights					Supplied by Electrician

Appendix D: Plumbing Fixtures


	Qty.	Description	Manufacturer	Product No.	Finish	Image	Notes
Kitchen							
Sink	1	32" Undermount 16 Gauge Stainless Steel Double Bowl Kitchen Sink	Krauss	KBU32	Stainless Steel		32" L x 18" W, 8.5"D (2) Strainers and Grates
Faucet	1	Sleek Single Hand Pull-Down Faucet	Moen	7664BL	Matte Black		
Owner's Bath							
Faucet	2	Gibson High Arc Faucet	Moen	6150	Chrome		
Shower	1	60" Vursa Shower Stall with LH Seat	Oasis	SH-6036LS	White		Straight Curtain Rod Installed.
Shower Fixture	1	Gibson Shower Trim	Moen	T3002EP	Chrome		Moen 2520 Shower Valve
Toilet	1	Edgemere Right Height Elongated Toilet	American Standard	204AA.104	White		16 1/2" Rim Height





Bath #2							
Faucet	1	Gibson High Arc Faucet	Moen	6150BL	Matte Black		
Tub/Shower	1	60" Bath Vursa Tub/Shower. RH Drain.	Oasis	TS-6032R	White		Straight Curtain Rod Installed.
Tub/Shower Trim	1	Gibson Tub/Shower Trim	Moen	T3003EP	Chrome		Moen 2520 Shower Valve
Toilet	1	Edgemere Right Height Elongated Toilet	American Standard	204AA.104	White		16 1/2" Rim Height
Powder Bath							
Faucet	1	Gibson High Arc Faucet	Moen	6150BL	Matte Black		
Pedestal Sink	1	Edgemere Pedestal Sink	American Standard	0445.400	White		
Toilet	1	Edgemere Right Height Elongated Toilet	American Standard	204AA.104	White		16 1/2" Rim Height

Appendix E: Finish Hardware Schedule




	Qty.	Description	Manufacturer	Product No.	Finish	Image	Notes
Owner's Bath							
Pulls	7	BLACKROCK™ 3-3/4in(96mm) Center- To-Center Pull	Amerock	BP55276BBR	Black Bronze		
Robe Hook	1	Arlys Double Robe Hook	Moen	Y5703CH	Chrome		
Tissue Holder	1	Arlys Chrome Paper Holder	Moen	Y5708CH	Chrome		
Towel Bar	1	Arlys Chrome Towel Bar	Moen	Y5724CH	Chrome		
Powder Bath							
Towel Ring	1	Arlys Chrome Hand Towel Bar	Moen	Y5786CH	Chrome		
Tissue Holder	1	Arlys Chrome Paper Holder	Moen	Y5708CH	Chrome		
Bath #2							
Knob	6	BLACKROCK™ 1-5/16in(33mm) Diameter Knob	Amerock	BP55270PN	Polished Nickel		
Pulls	1	BLACKROCK™ 3-3/4in(96mm) Center- To-Center Pull	Amerock	BP55276PN	Polished Nickel		
Robe Hook	1	Arlys Double Robe Hook	Moen	Y5703CH	Chrome		
Tissue Holder	1	Arlys Chrome Paper Holder	Moen	Y5708CH	Chrome		
Towel Bar	1	Arlys Chrome Towel Bar	Moen	Y5724CH	Chrome		
Kitchen Surround							
Pulls	18	BLACKROCK™ 3-3/4in(96mm) Center- To-Center Pull	Amerock	BP55276BBR	Black Bronze		
Kitchen Island							
Pulls	4	BLACKROCK™ 3-3/4in(96mm) Center- To-Center Pull	Amerock	BP55276BBR	Black Bronze		

Appendix F: Flooring Schedule

WOOD							
Location	Make	Style	Finish	Size		Image	
Foyer, Hallway, Kitchen, Dining Room	Hallmark	Novella	Melville Hickory	6" Width / 7/16" Thick			Height 7/16"
TILE							
Location	Make/Style	Finish/Color	Tile Size	Orientation	Tile Grout	Image	Notes
Owner's Bath	American Olean	Laurel Heights Grey Summit	12 x 24	Stacked	Smoke Grey		Transitions to Dreamweaver Carpet.
Mudroom	Grespania	Village Smoke	12 x 24	Stack	Raven		Ditra Underlayment. Transitions to 7/16" Wood.
Powder	Anatolia Form	Stellar	8x8	Stack	Light Pewter		Ditra Underlayment. Transitions to Mudroom Tile.
VINYL							
Location	Make	Style	Color			Image	Notes
Bath #2	Tarkett	FiberFloor Comfort Style	Dakota Saddle	Directional - Long Edge to the Door	N/A		Transitions to Dreamweaver Carpet.

CARPET							
Location	Make	Style	Color	Details		Image	
Living Room	Dreamweaver	Pinpoint	Snow Cap				Transitions to 7/16" Wood.
Owner's Bedroom, Owner's WIC	Dreamweaver	Pinpoint	Snow Cap				Transitions to Owners Bath Tile.
Bedroom 2, Bedroom 3	Dreamweaver	Pinpoint	Snow Cap				Transitions to Dreamweaver Carpet.
Upstairs Hall, Staircase to Second Floor	Dreamweaver	Pinpoint	Snow Cap				Transitions to 7/16" Wood.

Appendix G: Appliance Schedule

Appliance	Quantity	Manufacturer	Model	Color	Description	Image	Notes
Kitchen							
Refrigerator	1	GE	GNE27JYMFS	Stainless	GE Energy Star 27.0 Cu. Ft. French Door		Fingerprint Resistant Door
Gas Range	1	GE	JGB735SPSS	Stainless	GE 30" Free Standing Gas Convection Range		
Dishwasher	1	GE	GDT535PSMSS	Stainless	GE Dishwasher with Top Controls		
Microwave	1	GE	JVM3160RFSS	Stainless	GE 1.6 Cu. Ft. Over-the-Range-Microwave Oven		
Laundry Room							
Washer							Available as option
Electric Dryer							Available as option