

SV Chestnut - S. Burlington, VT



CHESTNUT HOME - CONSTRUCTION SPECIFICATIONS

Builder
Sterling Homes
1037 Hinesburg Road
South Burlington, VT 05403

Homeowner/Project

South Village #111L
226 Midland Ave
South Burlington, VT 05403

Specification Date: 12/9/2021
Site Plan Date: 11/8/21
Plan Date: 12/8/2021

Chestnut Plan: Two story New England style tri-plex home with un-finished Lower Level. Two floors of finished area with approximately 1,794 square feet of living space including First Floor Owners Suite; 1,172 square feet of unfinished Lower Level, 472 square foot 2-car Garage, 132 square foot Front Porch and 144 square foot Deck.

Location	Total Square Feet
First Floor	1,172
Second Floor	622
Total Finished Square Feet	1,794
Garage	472
Front Porch	132
Deck	144

Personal Choice Lists

PCL #	Color Code	Date
	RED	
	ORANGE	
	GOLD	
	GREEN	
	BLUE	
	PURPLE	
	PINK	
	RUST	
	HUNTER	
	SKY BLUE	
	LAVENDER	
	BROWN	
	NAVY	
	LIME	
	CRANBERRY	
	AQUA	
	PEACH	
	GRAPE	

Specification and Appendix Approval

- Appendix A: Window Schedule
- Appendix B: Exterior and Interior Door Schedule
- Appendix C: Lighting Schedule
- Appendix D: Plumbing Schedule
- Appendix E: Finish Hardware Schedule
- Appendix F: Flooring Schedule
- Appendix G: Appliance Schedule

Client _____ Date _____


Client _____ Date _____

Builder Collin Frisbie _____ Date _____

SV Chestnut - S. Burlington, VT



CHESTNUT HOME - CONSTRUCTION SPECIFICATIONS

Section	Information	Image
Permits		
	Builder responsible to obtain all necessary permits including: - Soil Erosion and Sediment Control - Well - N/A - Septic System - N/A - Zoning	
Surveys		
	Home is to be staked by builder	
Site Clearing		
	Builder is responsible for all site clearing, as needed	
Utilities Connections		
	Builder responsible for all site work and site balance to include	
Water	Connection to City of South Burlington water system	
Sewer	Connection to City of South Burlington sewer system	
Gas	Connection to Natural Gas lines at road.	
Power	Underground power	
Cable	Cable TV conduit to house	
	All excavation, fill and labor is included	
Energy Package		
	Home to be built to an VT Residential Building Energy Standards (RBES)	
Home to Include		
	Panasonic WhisperLite™ Fan/Light - Quiet, Spot Ventilation Solution, 110 CFM Bath Fan/Light Vented to the outside	
	PurePro DP511 Programmable Thermostat; First Floor and Second Floor	
	Additional caulking and sealing of joists to reduce air infiltration into the home, including shoe plate; windows; and where wires and pipes go to cold spaces	
	R-15 Rigid Thermax insulation on Interior of Lower Level - floor to top of concrete wall	
	Selected use of closed cell foam to improve overall air sealing of attic in home	
	Blower Door Test required for VT RBES	
Foundation		
Type	Poured Concrete	
Wall Height	8'-10"	
Lookout Height	4' Frost Wall	
Strength	Min. 3000 PSI @2 days with steel reinforcement	
Footer	Continuous 8" x 16" reinforced	
Flat Work Concrete		
Lower Level	Poured Concrete	
Finish	Smooth	
"Keyway" Joints	Saw cut	
Thickness	4"	
Strength	House: Min. 3000 PSI @ 28 days Garage: Min. 4000 PSI @ 28 days	
Moisture Barrier	Tarred damp proofing membrane sprayed on exterior of foundation walls. 6 mil poly under concrete house slab.	
Ground water controls	Footing drains installed below footers around Lower Level and drained to daylight in back yard. Drain tile buried in clean stone; covered with mirafi fabric; clean sand fill against foundation. Site graded to shed surface water away from house.	
Rock Wall	Boulder rock walls as needed for the grading of the yard. Boulders from the site are machine-placed to create walls.	
Driveway/Entrance		
Drive	12" thick gravel two car driveway on top of mirafi fabric. Driveway to be finish paved with 2" of compacted asphalt.	
Walkway	42" Sidewalk from front porch to neighborhood sidewalk will be Brussels Block Concrete Pavers. Color is Limestone.	

SV Chestnut - S. Burlington, VT



Frame	
Exterior Walls	2x6 SPF 24" o.c.
Interior Walls	2x4 SPF 24" o.c.
Plate Height	9'-1" on first floor; 8'-1" on second floor and 8'-10" in lower level
Plate	2x6 treated southern yellow pine with foam sill seal
Floor Framing	11-7/8" Truss Joist TJI 230 Series I-joists @ 24" o.c.
Sub Flooring	3/4" 4x8 T&G OSB glued and nailed
Girders	2 or 3 ply Truss Joist Microlam LVL, nailed and glued, as specified by engineering load design, supported by 3-1/2" concrete filled lally columns in Lower Level
Sheathing	7/16" 4x8 OSB
Roof	Pre-engineered roof trusses 24" o.c. 5/8" T&G OSB rated sheathing
Roof Pitch	5/12 and 10.5/12 at Main House 5/12 at Garage 4/12 at Front Porch
House Wrap	Professional house wrap with flashing around all windows and doors
Roofing	
	Ice and water shield on eaves and valleys. Vented on ridge to achieve proper ventilation.
Underlayment	Owens Corning ProArmor Synthetic Roof Underlayment
Shingles	Owens Corning TruDefinition Shingles Limited Lifetime Warranty
Color	Color to be selected by owner
Siding/Exterior Elements	
Siding	Noandex Woodsman Select
Gable Ends	Vinyl Shakes, at front elevation gable only, Color to be selected by owner
Clapboard	Double 4", Color to be selected by owner
Board and Baton	None
Eaves	Two piece aluminum wrapped - White
Soffit	Perforated soffit for proper venting
Corners	6" White Vinyl Corners with Foam Backer
Trim Details	Frieze board and Garage Door Trim to be Miratech
Drip Edge	Galvanized
Shutters	Available as option
Gutters & Downspouts	
Gutters & Downspouts	White Seamless Gutters
Windows	
See Appendix A: Window Schedule	
Brand	JELD-WEN
Color	White
Construction	Vinyl, Low-E, Insulated Double-Pane
Exterior Casing	Flat
U-Factor	0.30
Grills	Between Glass 2 over 2
Screens	Fiberglass Mesh
Exterior Doors	
See Appendix B: Exterior and Interior Door Schedule	
Brand	Therma-Tru
Color	See Exterior Paint Section
Construction	Insulated Fiberglass
Exterior Casing	5/4x4 Flat
Storm Doors	None
Overhead Garage Doors	
Model	8300 Series Insulated Steel Door
Size	16' x 7'
Design	Contemporary Flat panel
Color	Manufacturer White
Opener	8" lift master 1/2 horsepower electric opener
Remotes	2 remotes included
Frame Key Pad	Keyless entry punch pad



SV Chestnut - S. Burlington, VT






Decks & Porches	
Covered Entry Porch	
Porch Framing	6' x 22' framed with PT 2x8 joists
Decking	5/4x6 #1 PVC Azek Harvest Collection
Posts	CPVC wrapped and PT 6x6 Posts and 2x8 roof beams - White
Roof	Roof to be truss framed, roof shingles to match house
Ceiling	White vinyl bead board
Stairs	Stairs from porch to walkway to be PT box steps with 5/4x6 #1 Azek PVC Decking Treads
Rail	Composite rails and balusters
Hardware	CPVC to be screwed and plugged, no paint
Finish	Porch posts, beams, rim board and stair risers - white CPVC Trim
Color	Porch decking and stair tread to be Azek Harvest Collection PVC - Color Selected by owner
Side Deck	
Porch Framing	12' x 12' framed with PT 2x10 joists
Decking	5/4x6 #1 PVC Azek Harvest Collection
Hardware	CPVC to be screwed and plugged, no paint
Stairs	Stairs from porch to walkway to be PT box steps with 5/4x6 #1 Azek PVC Decking Treads
Rail	Composite rails and balusters
Exterior Paint	
Exterior Doors - Excluding Front Door	Painted Satin Finish, White
Exterior Trim - Including Frieze Board and Door Surrounds	Painted Satin Finish, White
Front Door	2 coats Exterior Paint, Color to be Selected by Owner
Sidelight	Painted Satin Finish, White
Front Porch Rail	Composite Rail, White
Front Porch Posts	CPVC wrapped, White
Front Porch Roof Beams	CPVC Trim, White
Front Porch Rim board	CPVC Trim, White
Front Porch Stair Risers	CPVC Trim, White
Front Porch Decking	Azek Harvest Collection PVC Decking
Side Deck Decking	Azek Harvest Collection PVC Decking
Electrical & Low Voltage	
	Underground electrical service, 150 AMP Panel
Plugs and Switches	
Switch Style	Toggle
Plate Style	Toggle screw on plates
Switch Color	White
Dimmers	Available as an Option
Exterior Plugs	Per Electrical Plan
Lighting	
Lighting Fixtures	See Lighting Finish Schedule (Appendix C: Light Fixtures Schedule)
Recessed Lights	None
Under Cabinet Lighting	Available as an Option
Miscellaneous	
Door Chime	Nutone BK125LWH: One 2-note, white door chime
Smoke/CO2	1 CO/Smoke per floor (3 Total), 1 Smoke per bedroom (3 Total)
Bath Vents	Panasonic WhisperLite™ Fan/Light - Quiet, Spot Ventilation Solution, 110 CFM Bath Fan/Light
Cat 5 (data/phone)	Yes, per electrical plan
TV Jacks	Yes, per electrical plan
Security/Surveillance	None
Central Vacuum	Rough in only, 1 outlet per floor
Audio	None
Light Fixtures	
See Appendix C: Light Fixture Schedule	



SV Chestnut - S. Burlington, VT



Plumbing		
Heating and Venting		
Furnace	York LX Series, TM9V	
Furnace Size	60,000 BTU	
Efficiency Rating	96.00%	
Zones	Zone 1: First Floor, Zone 2: Second Floor	
Air Conditioner	York LX Series, 3-Ton YCGD, 17 SEER R-410a coil	
Thermostat	PurePro DP511 Programmable Thermostat; First Floor and Second Floor	
Bath Venting	Panasonic WhisperLite™ Fan/Light - Quiet, Spot Ventilation Solution, 110 CFM Bath Fan/Light Vented to the outside	
Dryer Venting	Vented to the outside	
Gas		
Main Kitchen Range	Yes	
Main Fireplace	Yes	
First Floor Dryer	Yes	
Furnace	Yes	
Hot Water System	Yes	
Grill Line at Deck	N/A	
Fireplace and Mantle		
Fireplace in Living Room		
Model	Empire DVCD36FP30N direct vent gas fireplace	
Mantle	Custom Built in Place Mantle (See picture/detail)	
Tile Surround	6" Slate Tile on Top and 2 Sides of Fireplace Face. Color to be Selected by Owner.	
Tile Hearth	12" Slate Tile Hearth to be full width of Mantle above, Flush with flooring. Color to be Selected by Owner.	
Venting	Direct vent to outside through wall	
Plumbing Fixtures		
See Appendix D: Plumbing Schedule		
Miscellaneous Plumbing		
Outdoor Faucets	2 Frost-Free Hose Bibs, located at back of the main house and on the side of the front porch	
Hot Water Heater	Rinnai R75-Lsi on demand water heater	
Laundry	Washer Box Valve with single handle shutoff and drain; appliances pricing optional	
Plumbing	PVC Drainage plumbing. PEX continuous piping for all domestic water. All plumbing installed according to National Plumbing Code by licensed plumber.	
Radon	Radon Piping runs from under Lower Level concrete slab through roof. This is a passive system, no fan.	
Utility Sink	Option available	

SV Chestnut - S. Burlington, VT



Cabinets & Countertops		
Cabinets		
Kitchen		
Brand	Fabuwood Galaxy/Allure Series	
Style	Full Overlay Doors	
Color	Color to be selected by owner	
Kitchen Island		
Brand	Fabuwood Galaxy/Allure Series	
Style	Full Overlay Doors	
Color	Color to be selected by owner	
Owner's Bath		
Size	72" Vanity with 2 bowls	
Brand	Fabuwood Galaxy/Allure Series	
Style	Full Overlay Doors	
Color	Color to be selected by owner	
Bath #2		
Size	60" Vanity with single bowl	
Brand	Fabuwood Galaxy/Allure Series	
Style	Full Overlay Doors	
Color	Color to be selected by owner	
Countertops		
Kitchen		
Style	Classic Quartz Series	
Color	To Be Selected by Owner	
Edge Detail	Pencil Edge	
Cut-Outs	Under Mount Sink	
Backsplash	4" Quartz	
B/S Location	Perimeter Back Only	
Kitchen Island		
Style	Classic Quartz Series	
Color	To Be Selected by Owner	
Edge Detail	Pencil Edge	
Cut-Outs	None	
Owner's Bath		
Style	Cultured Marble with 2 integrated flush rectangle bowl	
Color	Cotton White	
Edge Detail	Square Edge	
Cut-Outs	None	
Back Splash	4" integral Cultured Marble	
B/S Location	Back Only	
Bath #2		
Style	Cultured Marble with 1 integrated flush rectangle bowl	
Color	Cotton White	
Edge Detail	Square Edge	
Cut-Outs	None	
Back Splash	4" integral Cultured Marble	
B/S Location	Back Only	









Kitchen Tops (not color or Style)



SV Chestnut - S. Burlington, VT



Wall & Trim Interior Detail Work		
Insulation		
Exterior Walls	R-21 6" Fiberglass Batts with Poly Vapor Barrier	
Interior Walls	R-13 3-1/2" Fiberglass Batts for bath walls (Soundproofing)	
Rigid Insulation	Box sill in first and second floor joists insulated with rigid insulation	
Attic	R-60 Cellulose with backer boards at eaves for ventilation	
Garage	Not insulated	
Foundation	3-1/2" R-21 Thermax glued to concrete wall	
Drywall		
Living area walls	1/2" Sheet Rock, taped with 3 coats of joint compound at walls and ceilings	
Ceilings	Smooth Finish, minor shadow variations are possible in ceilings	
Garage	1/2" Sheet Rock, taped with 1 coat of joint compound at walls and ceiling, drywall primed	
Trim Details		
Casing	3-1/2" Eased Edge with 5/4x4 head casing	 
Base	5-1/2" Colonial Base Board	
Wainscot	36" High Wainscot at Mudroom	
Crown	Available as option	
Built - Ins		
	Bench and Coat Pegs at Mudroom	 
Mirrors		
Owners Bath	Plate Glass mirror with ground edge, no bevel	
Bath #2	Plate Glass mirror with ground edge, no bevel	
Powder Room	By Owner	
Interior Stairs/Railing		
Main to Second Floor	Brown Maple Hardwood Stairs Box Stair Construction	
	Treads sealed to match hardwood flooring and risers painted to match interior trim.	
	First Floor to Landing to be open rail with turned balusters and turned round newel posts	
	Risers, baluster posts painted to match interior trim	
	Rail on wall, half wall cap and newel Sealed to match wood floors	
Main to Lower Level	Carpet Grade Stairs	
	Rail on wall and Half Wall Cap Sealed to match wood floors	
Handrail Brackets	Satin Nickel	
Closet Shelving		
	All closets systems will be vented wire and the system is indicated on the plan. See Closet Plan for Details.	
Interior Paint		
Painted Interior Walls	1 coat primer 2 coats Low VOC Flat Latex Paint, Color to be selected by owner.	
Accent Wall	Color and Location to be selected by owner	
Ceilings	To match walls	
Interior Trim	Painted, 1 coat primer, 2 coats Semi-Gloss Latex Paint, Color to be selected by owner.	
Interior Doors	Painted, 2 coats of Semi-Gloss Latex Paint, Color to be selected by owner.	
Fireplace Mantle	Painted, 2 Coats of Semi-Gloss Latex Paint, Color to be selected by owner.	
Open Shelving and Pantry Shelves	Painted, 2 coats of Semi-Gloss Latex Paint, Trim Color	
Main to Second Floor Stairs	Treads, Rail and Newel Sealed and Matching Wood Floor Risers and Baluster Posts Painted to Match Interior Trim	
Main to Lower Level Stairs	Stained railing to Match Wood on First Floor	


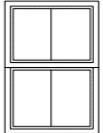


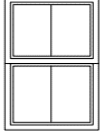


SV Chestnut - S. Burlington, VT



Interior Doors		
See Door Appendix B: Exterior and Interior Door Schedule		
Finish Hardware		
See Appendix E: Finish Hardware Schedule		
Flooring		
See Appendix F: Flooring Schedule		
Appliances		
See Appendix G: Appliance Schedule		
Landscaping		
Lawn	All disturbed portions of yard to be seeded. Lawn area will generally include front yard, side yard and rear yard. Lawn area to be covered with approximately 4" of native topsoil.	
8 Foundation Shrubs	To be Selected by Owner, See Landscape Plan	
8 Perennial Flowers	To be Selected by Owner, See Landscape Plan	
2 Small Yard Trees	To be Selected by Owner, See Landscape Plan	
Cleaning		
	House cleaned prior to closing, including washing of windows	
Warranty		
	SCI Warranty as per contract	
	Continuing a policy of constant research and improvement, Sterling Construction Inc. Reserves the right to make substitutions and specification changes.	

Appendix A: Window Schedule





JELD-WEN All Vinyl Windows, Double insulated, Low E, GBG Grills 2 over 2
 6 9/16 primed interior jambs, 2 1/2 Eased Edge interior
 Flat exterior case with built in J and nailing flange
 EZ-Tilt cleaning
 Screens included
 Energy Star Qualified
 Maximum U Factor 0.30

Letter	Size	Quantity	Description	Location	Image	Notes
A	34x65	3	Double Hung	Living Room		
B	34x53	2	Double Hung	Bedroom 3		
C	34x41	2	Double Hung	Owners Bath, Bath #2		
D	24x26	1	Double Hung	Powder		
E	34x53	4	Casement	Owner's Bedroom, Bedroom 2, Bedroom 3		
EG	55x48	1	Double Hung	Lower Level		
AW	34x18	1	Awning	Upstairs Hallway		

Appendix B: Exterior and Interior Door Schedule





EXTERIOR DOORS

Therma-Tru Smooth Star Fiberglass Exterior Doors with full weather stripping and adjustable sills
 Grills between glass
 6 9/16 primed jambs
 5/4 x 4 flat exterior case, Double bore set-up
 EZ Set Satin Nickel knob and deadbolt hardware, All doors keyed alike











	Quantity	Description	Opens	Size	Type	Hardware	Image	Notes
Foyer Entry								
	1	S220 2 Panel w/ S210SL Sidelight	LH	3'-0"	2 Panel	Double Bore		
Garage Entry								
	1	2 Panel Solid 978HD Steel Door with Spring Hinges & 20 Minute Fire Label	LH	3'-0"	2 Panel	Double Bore		
Dining Room Entry								
	1	Jeld-Wen Vinyl Sliding Patio Door	RH	6'-0"	Slider	Glass		
Exterior Door Hardware								
Knobs	2	EZ - Set Keyed Entry w/deadbolt				Satin Nickel		All Keyed Alike












INTERIOR DOORS

2 Panel, Hollow core, Smooth molded hardboard, 4 9/16 PFJ split jambs
 Colonial Casing both sides
 Dexter Stratus Satin Nickel Hardware
 Ball catches and (2) Dummy knobs per pair included








Interior Doors								
	14	Masonite Smooth	See Plans - will display more clearly with plans	TBD	2 Panel Hollow Core	Double Bore		
Interior Door Hardware								
Knobs	14	EZ - Set				Satin Nickel		
Base Bumps	14					Satin Nickel		
Hinge Bumps	14					Satin Nickel		

Appendix C: Light Fixture Schedule

	Quantity	Description	SKU	Item	Color	Image	Notes
Garage Exterior							
	1	One Light Outdoor Wall Lantern	143190	Maxim 35015BK	Black		
Porch Exterior							
	1	One Light Outdoor Wall Lantern	143190	Maxim 35015BK	Black		
Front Porch							
	4	Click Lights - LED Flush Mount	040842	Green Creative	White		
Foyer							
	1	Two Light Semi Flush Mount	086620	Generation Lighting 773730EN3-962	Brushed Nickel		
Mudroom/Hall							
	3	Click Lights - LED Flush Mount	040842	Green Creative	White		
Kitchen Island							
	2	One Pendant Light	090083	Generation Lighting 6137301EN3-962	Brushed Nickel		
Kitchen							
	4	Click Lights - LED Flush Mount	040842	Green Creative	White		
Kitchen Sink							
	1	Click Lights - LED Flush Mount	040842	Green Creative	White		
Dining Room							
	1	Five Light Chandelier	090127	Generation Lighting 3137305-962	Brushed Nickel		
Living Room							
	2	Three Light Flush Mount	725440	Maxim 2681FTSN	Satin Nickel		

Powder							
	1	Two Light Vanity Wall	090109	Generation Lighting 4437302EN3-962	Brushed Nickel		
Laundry Room							
	1	Two Light Flush Mount	725441	Maxim 2680FTSN	Satin Nickel		
Owners Bedroom							
	1	Three Light Flush Mount	725440	Maxim 2681FTSN	Satin Nickel		
Owners Vanity							
	2	Two Light Vanity Wall	090109	Generation Lighting 4437302EN3-962	Brushed Nickel		
Owners Closet							
	1	Two Light Flush Mount	725441	Maxim 2680FTSN	Satin Nickel		
Stairwells							
	2	One Light Wall Sconce	517528	90179	Satin Nickel		1 - Main to Second Floor and 1 - in Main to Lower Level
Upstairs Hall							
	2	Two Light Flush Mount	725441	Maxim 2680FTSN	Satin Nickel		
Bedroom #2							
	1	Two Light Flush Mount	725441	Maxim 2680FTSN	Satin Nickel		
Bedroom #2 WIC							
	1	Two Light Flush Mount	725441	Maxim 2680FTSN	Satin Nickel		
Bedroom #3							
	1	Two Light Flush Mount	725441	Maxim 2680FTSN	Satin Nickel		
Bath #2							
	1	Three Light Vanity Wall	090101	Generation Lighting 4437303EN3-962	Brushed Nickel		

Appendix D: Plumbing Schedule


	Qty.	Description	Manufacturer	Product No.	Finish	Image	Notes
Kitchen							
Sink	1	McAllister Double Bowl Undermount Sink	Sterling	11406-NA	Stainless Steel		32" L x 18" W, 8" Deep. Dearborn Stainless Basket Strainer
Faucet	1	Simplice with Spray	Kohler	K-596-VS	Vibrant Stainless		
Garbage Disposal	1	Badger 5, 1/2 HP	Insinkerator	N/A	N/A		
Owner's Bath							
Faucet	2	Refinia Center set Lavatory Faucet	Kohler	K-5316-4-CP	Polished Chrome		
Shower	1	60" Vursa Shower Stall with Seat	Oasis	SH-6036RS	White		Straight Curtain Rod Installed.
Shower Fixture	1	Refinia Shower Trim	Kohler	K-TS5320-4G-CP	Polished Chrome		
Toilet	1	Windham Elongated Toilet Bowl	Sterling	403082-RA-0	White		29" L x 16" W x 30" H

Bath #2							
Faucet	1	Refinia Center set Lavatory Faucet	Kohler	K-5316-4-CP	Polished Chrome		
Tub/Shower	1	60" Vursa Tub/Shower	Oasis	TS-6032L	White		Straight Curtain Rod Installed.
Tub/Shower Trim	1	Refinia Tub/Shower Trim	Kohler	K-TS5318-4G-CP	Polished Chrome		
Toilet	1	Windham Elongated Toilet Bowl	Sterling	403082-0	White		29" L x 16" W x 30" H
Powder Bath							
Faucet	1	Refinia Center set Lavatory Faucet	Kohler	K-5316-4-CP	Polished Chrome		
Toilet	1	Windham Elongated Toilet Bowl	Sterling	403082-0	White		29" L x 16" W x 30" H





Appendix E: Finish Hardware Schedule

	Qty.	Description	Manufacturer	Product No.	Finish	Image	Notes
Owner's Bath							
Knob	8	Allison Value 1-1/4" Diameter Knob	Amerock	53005-G10	Satin Nickel		
Robe Hook	1	Alteo Robe Hook	Kohler	K-37055-CP	Polished Chrome		
Tissue Holder	1	Alteo Pivoting Toilet Tissue Holder	Kohler	K-37054-CP	Polished Chrome		
Towel Bar	1	Alteo 24" Towel Bar	Kohler	K-37051-CP	Polished Chrome		
Powder Bath							
Towel Ring	1	Alteo Towel Ring	Kohler	K-37057-CP	Polished Chrome		
Tissue Holder	1	Alteo Pivoting Toilet Tissue Holder	Kohler	K-37054-CP	Polished Chrome		
Bath #2							
Knob	8	Allison Value 1-1/4" Diameter Knob	Amerock	53005-G10	Satin Nickel		
Robe Hook	1	Alteo Robe Hook	Kohler	K-37055-CP	Polished Chrome		
Tissue Holder	1	Alteo Pivoting Toilet Tissue Holder	Kohler	K-37054-CP	Polished Chrome		
Towel Bar	1	Alteo 24" Towel Bar	Kohler	K-37051-CP	Polished Chrome		
Kitchen Surround							
Knob	19	Allison Value 1-1/4" Diameter Knob	Amerock	53005-G10	Satin Nickel		
Kitchen Island							
Knob	4	Allison Value 1-1/4" Diameter Knob	Amerock	53005-G10	Satin Nickel		

Appendix F: Flooring Schedule

Wood Floors							
Location	Make	Style	Finish	Size		Image	
Foyer							
Foyer Powder Kitchen Dining Room Living Room Hall to Owners Bedroom	BSL	Character Grade Maple	Natural	4-1/4" Width			
Tile							
	Make/Style	Finish/Color	Tile Size	Orientation	Tile Grout	Image	Notes
Owners Bath							
	Udefasa/Rajasthan	TBD	13" x 13"	TBD	TBD		
Bath #2							
	Udefasa/Rajasthan	TBD	13" x 13"	TBD	TBD		
Fireplace Surround & Hearth							
	Slate	TBD	TBD	TBD	TBD		6" - Top and Sides of fireplace front 12" Hearth width of mantle
Carpet							
	Make	Style	Color	Details		Image	
First Floor							
Owner's Bedroom & WIC	Shaw	Turn the Page	TBD				
Second Floor							
Upstairs Hallway Bedroom 2 Bedroom 3	Shaw	Turn the Page	TBD				
Vinyl Floors							
	Make	Style	Color			Image	Notes
Laundry Room							
	Mannington	Jumpstart	TBD				

Appendix G: Appliance Schedule

Appliance	Quantity	Manufacturer	Model	Color	Description	Image	Notes
Kitchen							
Refrigerator	1	GE	GNE27JSMSS	Stainless	GE Energy Star 27.0 Cu. Ft. French Door		Finger Print Resistant Door
Gas Range	1	GE	JGB735SPSS	Stainless	GE 30" Free-Standing Convection Gas Range		
Dishwasher	1	GE	GDT535PSMSS	Stainless	GE Dishwasher with Top Controls		
Microwave	1	GE	JVM3160RFSS	Stainless	GE 1.6 Cu. Ft. Over-the-Range-Microwave Oven		
Laundry Room							
Washer							Available as option
Gas Dryer							Available as option