

# CV Mansfield - Milton, VT



## MANSFIELD HOME - CONSTRUCTION SPECIFICATIONS

**Builder**  
Clearview Properties, LLC  
1037 Hinesburg Road, Suite A  
South Burlington, VT 05403

**Homeowner/Project**  
Model Home  
Clearview #39 - 444 Horseshoe Circle  
Milton, VT 05468

**Specification Date:** 11/16/22  
**Site Plan Date:**  
**Plan Date:**  
**Electric Plan Date:**

Mansfield Plan: Two story home with unfinished lower level. Two floors of finished area with approximately 1,568 square feet of living space; 784 square feet of unfinished Lower Level, 484 square foot 2-car garage, a 60 square foot front porch, and a **168 square foot rear deck**.

Location	Total Square Feet
First Floor	784
Second Floor	784
<b>Total Finished Square Feet</b>	<b>1,568</b>
Lower Level	784
Garage	484
Front Porch	60
Rear Deck	<b>168</b>

### Personal Choice Lists

PCL #	Color Code	Date
Model Home Upgrades	<b>GRAPE</b> <b>ORANGE</b> <b>GOLD</b> <b>GREEN</b> <b>BLUE</b> <b>PURPLE</b> <b>PINK</b> <b>HUNTER</b> <b>SKY BLUE</b> <b>LAVENDER</b> <b>BROWN</b> <b>NAVY</b> <b>CRANBERRY</b> <b>AQUA</b> <b>PEACH</b> <b>RED</b>	11/16/2022

### Specification and Appendix Approval

- Appendix A: Window Schedule
- Appendix B: Exterior and Interior Door Schedule
- Appendix C: Lighting Schedule
- Appendix D: Plumbing Schedule
- Appendix E: Finish Hardware Schedule
- Appendix F: Flooring Schedule
- Appendix G: Appliance Schedule

Client \_\_\_\_\_ Date \_\_\_\_\_


Client \_\_\_\_\_ Date \_\_\_\_\_

Builder Collin Frisbie \_\_\_\_\_ Date \_\_\_\_\_

# CV Mansfield - Milton, VT








## MANSFIELD HOME - CONSTRUCTION SPECIFICATIONS

Section	Information	Image
<b>Permits</b>		
	Builder responsible to obtain all necessary permits including: - Soil Erosion and Sediment Control - Zoning	
<b>Surveys</b>		
	Home is to be staked by builder	
<b>Site Clearing</b>		
	Builder is responsible for all site clearing, as needed	
<b>Utilities Connections</b>		
	Builder responsible for all site work and site balance to include	
Water	Connection to City of Milton water system	
Sewer	Connection to City of Milton sewer system	
Gas	Connection to Natural Gas lines at road.	
Power	Underground power	
Cable	Cable TV conduit to house	
	All excavation, fill and labor is included	
<b>Energy Package</b>		
	Home to be built to VT Residential Building Energy Standards (RBES)	
	Compliant with Act 250 Stretch Code	
<b>Home to Include</b>		
	Panasonic WhisperLite™ Fan/Light - Quiet, Spot Ventilation Solution, 110 CFM Bath Fan/Light. Vented to the outside	
	Additional caulking and air sealing of joists to reduce air infiltration into the home, including shoe plate; windows; and where wires and pipes go to cold spaces	
	R-15 Rigid Thermax insulation on Interior of Lower Level - floor to top of concrete wall	
	Selected use of closed cell foam to improve overall air sealing of attic in home	
	Blower Door Test as home completed required for VT RBES	
Solar Prep	Home solar ready with conduit running from LL up to Attic Space	
<b>Foundation</b>		
Type	Poured Concrete	
Wall Height	9'	
Lookout Height	4' Frost Wall	
Strength	Min. 3000 PSI @2 days with steel reinforcement	
Footer	Continuous 8" x 16" reinforced	
<b>Flat Work Concrete</b>		
Lower Level	Poured Concrete	
Finish	Smooth	
"Keyway" Joints	Saw cut	
Thickness	4"	
Strength	House: Min. 3000 PSI @ 28 days Garage: Min. 4000 PSI @ 28 days	
Moisture Barrier	Tarred damp proofing membrane sprayed on exterior of foundation walls. 6 mil poly under concrete house slab.	
Ground water controls	Footing drains installed below footers around Lower Level and drained to daylight in back yard. Drain tile buried in clean stone; covered with mirafi fabric; clean sand fill against foundation. Site graded to shed surface water away from house.	
Rock Wall	Boulder rock walls as needed for the grading of the yard. Boulders from the site are machine-placed to create walls.	
Deck Prep	<b>Yes</b>	
Lower Level Slab Plumb	<b>Yes</b>	
<b>Driveway/Entrance</b>		
Drive	12" thick gravel two car driveway on top of mirafi fabric. Driveway to be finish paved with 2" of compacted asphalt.	
Walkway	42" Sidewalk from front porch to driveway will be Belgard Catalina Grana Concrete Pavers, Color to be Sable Blend.	

# CV Mansfield - Milton, VT




Frame		
Exterior Walls	2x6 SPF 24" o.c.	
Interior Walls	2x4 SPF 24" o.c.	
Plate Height	9'-1" on first floor and 9' in lower level	
Plate	2x6 treated southern yellow pine with foam sill seal	
Floor Framing	2x10 SPF 19.2" o.c.	
Sub Flooring	3/4" 4x8 T&G OSB glued and nailed	
Girders	2 or 3 ply 2x12, nailed and glued, as specified by engineering load design, supported by 3-1/2" concrete filled lally columns in Lower Level	
Sheathing	7/16" 4x8 OSB	
Roof	Pre-engineered roof trusses 24" o.c. 5/8" T&G OSB rated sheathing	
Roof Pitch	Pitches: 8/12 at Main House; 8/12 at Front Porch; 5/12 at front of Garage; 6/12 at Garage taper; 6/12 at rear of Garage	
House Wrap	Professional house wrap with flashing around all windows and doors	
Roofing		
	Ice and water shield on eaves and valleys. Vented on ridge to achieve proper ventilation.	
Underlayment	Owens Corning ProArmor Synthetic Roof Underlayment	
Shingles	Owens Corning TruDefinition Shingles Limited Lifetime Warranty	
Color	<b>Onyx Black</b>	
Siding/Exterior Elements		
Siding	Norandex Woodsman Select - <b>White</b>	
Gable Ends	<b>Board &amp; Batten - Front Elevation on Main House and Front Porch, Color to be White</b>	
Clapboard	Double 4", Color to be <b>White</b>	
Board and Baton	<b>Gable Ends - Front Elevation and Front Porch, AND Garage Front ONLY, Color to be White</b>	
Eaves	Two piece aluminum wrapped - White	
Soffit	Perforated soffit for proper venting	
Corners	6" White Vinyl Corners with Foam Backer	
Trim Details	Frieze board and Garage Door Trim to be Miratech	
Drip Edge	Galvanized	
Shutters	Available as Option	
Gutters & Downspouts		
Gutters & Downspouts	White Seamless Gutters	
Windows		
<b>See Appendix A: Window Schedule</b>		
Brand	Harvey Slimline	
Color	White	
Construction	Vinyl, Low-E, Insulated Double-Pane	
Exterior Casing	J Channel Only (Brickmould)	
U-Factor	0.30	
Grills	Grills Between Glass 6 over 0	
Screens	Fiberglass Mesh	
Exterior Doors		
<b>See Appendix B: Exterior and Interior Door Schedule</b>		
Brand	Therma-Tru	
Color	See Exterior Paint Section	
Construction	Insulated Fiberglass	
Exterior Casing	5/4x4 Flat	
Storm Doors	None	
Overhead Garage Doors		
Model	8300 Series Insulated Steel Door	
Size	16' x 7'	
Design	Colonial Raised Panel Door	
Color	Manufacturer White	
Opener	8" lift master 1/2 horsepower electric opener	
Remotes	2 remotes included	
Frame Key Pad	Keyless entry punch pad	

# CV Mansfield - Milton, VT




Decks & Porches	
<b>Covered Entry Porch</b>	
Porch Framing	6' x 9' framed with PT 2x8 joists
Decking	5/4x6 PT decking
Posts	Miratech wrapped and PT 6x6 Posts, 2x8 roof beams - White. Posts wrapped top and bottom.
Roof	Roof to be truss framed, roof shingles to match house
Ceiling	White vinyl bead board
Stairs	Stairs from porch to walkway to be PT box steps with 5/4x6 PT treads. Stained Total Wood Preservative - <b>Dark Oak</b>
Rail	Available as an Option
Finish	Porch posts, beams - CPVC White
Color	Porch decking, stair tread, risers and PT Rim stained with Total Wood Preservative - <b>Dark Oak</b>
<b>Rear Deck</b>	
Deck Framing	<b>14' x 12' deck framed with PT 2x10 joists</b>
Decking	<b>5/4x6 #1 PT decking</b>
Stairs	<b>Available as an option</b>
Rail	<b>Pressure treated rail and balusters at 36"</b>
Color	<b>Pressure treated decking, no paint or stain</b>
<b>Exterior Paint</b>	
Exterior Doors - Excluding Front Door	Painted Satin Finish, White
Exterior Trim - Including Frieze Board and Door Surrounds	Painted Satin Finish, White
Front Door	2 coats Exterior Paint, <b>Color to be Herb Garden BM - 434</b>
Sidelight	Painted Satin Finish, <b>Color to be Herb Garden BM - 434</b>
Front Porch Rail	Available as an Option
Front Porch Posts	CPVC Wrapped - White
Front Porch Roof Beams	CPVC Trim - White
Front Porch Rim board	Stained. Color to be <b>TWP Dark Oak</b>
Front Porch Stair Risers	Stained. Color to be <b>TWP Dark Oak</b>
Front Porch Decking	Stained. Color to be <b>TWP Dark Oak</b>
<b>Electrical &amp; Low Voltage</b>	
	Underground electrical service, 40 circuit 150 AMP Panel with Surge Protection. Open double slot for future solar.
<b>Plugs and Switches</b>	
Switch Style	Toggle
Plate Style	Toggle screw on plates
Switch Color	White
Dimmers	Available as Option
Exterior Plugs	Per Electrical Plan
<b>Lighting</b>	
Lighting Fixtures	See Lighting Finish Schedule (Appendix C: Light Fixtures Schedule)
Recessed Lights	13 Click Lights: Kitchen 4, Front Porch 2, Main Hallway 3, Mudroom 2, Hall to Owner's Bedroom 2
Under Cabinet Lighting	Available as Option
<b>Miscellaneous</b>	
Outlets	GFI protection for all interior and exterior 240-volt outlets. 120 volt outlets in future finished areas of basement. Minimum of 2 Island Outlets. Per Electrical Plan.
Door Chime	Nutone BK125LWH: One 2-note, white door chime
Smoke/CO2	1 CO/Smoke per floor (1 Total), 1 Smoke per bedroom (2 Total) - Kidde 120V Intelligent 10 Year Lithium Battery Smoke Alarm Model P4010ACS
Bath Vents	Panasonic WhisperLite™ Fan/Light - Quiet, Spot Ventilation Solution, 110 CFM
Paddle Fan Boxes	Paddle fan rated boxes in all Bedrooms, Dining room, and Living room
Cat 5 (data/phone)	Yes, per electrical plan
TV Jacks	Yes, per electrical plan
Security/Surveillance	None
Central Vacuum	None
Audio	None
Solar Prep	Conduit running from LL up to Attic Space
Garbage Disposal	Available as Option
<b>Light Fixtures</b>	
<b>See Appendix C: Light Fixture Schedule</b>	









# CV Mansfield - Milton, VT



Plumbing		
<b>Heating and Venting</b>		
Furnace	Ducane - 96G2UH045BV12	
Furnace Size	40,000 BTU	
Efficiency Rating	96%	
Zones	Zone 1: First Floor, Second Floor & Lower Level	
Second Zone	Available as Option	
Air Conditioner	Available as Option	
Thermostat	Ecobee Thermostat; First Floor	
Bath Venting	Panasonic WhisperLite™ Fan/Light - Quiet, Spot Ventilation Solution, 110 CFM Bath Fan/Light. Vented to the outside (Owners Bath and Bath #2)	
Dryer Venting	Vented to the outside	
<b>Gas</b>		
Main Kitchen Range	Yes	
Main Fireplace	Available as Option	
Dryer	No, Electric	
Furnace	Yes	
Hot Water System	Yes	
Grill Line at Deck	Available as Option	
<b>Fireplace and Mantle</b>		
Fireplace in Living Room	Available as Option	
<b>Plumbing Fixtures</b>		
<b>See Appendix D: Plumbing Schedule</b>		
<b>Miscellaneous Plumbing</b>		
Outdoor Faucets	2 Frost-Free Hose Bibs, located at back of the main house and on the side of the front porch	
Hot Water Heater	State 50 Gallon Hybrid Electric water heater	
Laundry	Washer Box Valve with single handle shutoff and drain; appliances pricing optional	
Plumbing	PVC Drainage plumbing. PEX continuous piping for all domestic water. All plumbing installed according to National Plumbing Code by licensed plumber.	
Radon	Radon Piping runs from under Lower Level concrete slab through roof. This is a passive system, no fan.	
Utility Sink	Available as Option	

# CV Mansfield - Milton, VT







Cabinets & Countertops		
<b>Cabinets</b>		
<b>Kitchen</b>		
Brand	Fabuwood Galaxy/Allure/Luna	
Style	Full Overlay Doors	
Color	Color to be <b>Frost</b>	
<b>Kitchen Island</b>		
Brand	Fabuwood Galaxy/Allure/Luna	
Style	Full Overlay Doors	
Color	Color to be <b>Frost</b>	
<b>Owner's Bath</b>		
Size	72" Vanity with 2 bowls	
Brand	Fabuwood Galaxy/Allure Series	
Style	Full Overlay Doors	
Color	Color to be <b>Indigo</b>	
<b>Bath #2</b>		
Size	42" Vanity with single bowl	
Brand	Fabuwood Galaxy/Allure Series	
Style	Full Overlay Doors	
Color	Color to be <b>Nickel</b>	
<b>Countertops</b>		
<b>Kitchen</b>		
Style	Classic Series Quartz	
Color	<b>Cemento Suede</b>	
Edge Detail	Pencil Edge	
Cut-Outs	Under Mount Sink	
Backsplash	4" Quartz	
B/S Location	Perimeter Back Only	
<b>Kitchen Island</b>		
Style	Classic Series Quartz	
Color	<b>Cemento Suede</b>	
Edge Detail	Pencil Edge, 1/4" Radius on Open Corners	
Cut-Outs	None	
<b>Owner's Bath</b>		
Style	Cultured Marble with 2 integrated flush rectangle bowls	
Color	Cotton White	
Edge Detail	Square Edge	
Cut-Outs	None	
Back Splash	4" integral Cultured Marble	
B/S Location	Back Only	
<b>Bath #2</b>		
Style	Cultured Marble with 1 integrated flush rectangle bowls	
Color	Cotton White	
Edge Detail	Square Edge	
Cut-Outs	None	
Back Splash	4" integral Cultured Marble	
B/S Location	Back Only	
<b>Wall &amp; Trim Interior Detail Work</b>		
<b>Insulation</b>		
Exterior Walls	R-21 6" Fiberglass Batts with Poly Vapor Barrier	
Interior Walls	R-13 3-1/2" Fiberglass Batts for bath walls (Soundproofing)	
Rigid Insulation	Box sill in first and second floor joists insulated with rigid insulation	
Attic	R-60 Cellulose with backer boards at eaves for ventilation	
Garage	Not insulated	
Foundation	2-1/2" R-15 Thermax glued to concrete wall	
<b>Drywall</b>		
Living area walls	1/2" Sheet Rock, taped with 3 coats of joint compound at walls and ceilings	
Ceilings	Smooth Finish, minor shadow variations are possible in ceilings	
Garage	Unfinished	



# CV Mansfield - Milton, VT



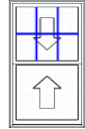
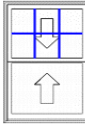
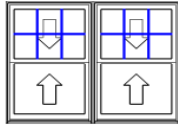
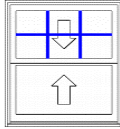
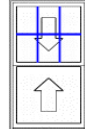
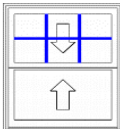
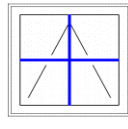
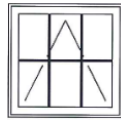

Trim Details		
Casing	2-1/2" Colonial Casing	
Base	3-1/2" Colonial Base Board	
Wainscot	+/-60" High Wainscot at Mudroom under Black Metal Coat Hooks	
Crown	Available as Option	
Built - Ins		
	Bench with Cubbies, Black Metal Coat Hooks	
Mirrors		
Owners Bath	Plate Glass mirror with ground edge, no bevel	
Bath #2	Plate Glass mirror with ground edge, no bevel	
Powder	By Owner	
Interior Stairs/Railing		
Main to Second Floor	Carpet Grade Stairs	
	Half Wall with a hardwood cap and railing on wall. Cap to be Maple, stained to closely match	
	Rail on wall stained	
Main to Lower Level	Carpet Grade Stairs	
	Rail on wall stained to closely match wood on First Floor	
Handrail Brackets	Satin Nickel	
Closet Shelving		
	All closets systems will be vented wire and the system is indicated on the plan. See Closet Plan for Details.	
Interior Paint		
Painted Interior Walls	1 coat primer 2 coats Low VOC Flat Latex Paint, Color to be <b>Classic Gray (OC-23)</b>	
Accent Wall	None	
Ceilings	To match walls	
Interior Trim	Painted, 1 coat primer, 2 coats Semi-Gloss Latex Paint, Color to be <b>Snowfall White OC-118</b>	
Wainscot	Painted, 1 coat primer, 2 coats Semi-Gloss Latex Paint, Color to be <b>Snowfall White OC-118</b>	
Interior Doors	Painted, 2 coats of Semi-Gloss Latex Paint, Color to be <b>Snowfall White OC-118</b>	
Fireplace Mantle (optional)		
Main to Lower Level Stairs	Stained railing to Match Wood on First Floor	
Interior Doors		
<b>See Door Appendix B: Exterior and Interior Door Schedule</b>		
Finish Hardware		
<b>See Appendix E: Finish Hardware Schedule</b>		
Flooring		
<b>See Appendix F: Flooring Schedule</b>		
Appliances		
<b>See Appendix G: Appliance Schedule</b>		
Landscaping		
Lawn	All disturbed portions of yard to be seeded. Lawn area will generally include front yard, side yard and rear yard. Lawn area to be covered with approximately 4" of native topsoil.	
8 Foundation Shrubs	To be Selected by Owner, See Landscape Plan	
8 Perennial Flowers	To be Selected by Owner, See Landscape Plan	
Cleaning		
	House cleaned prior to closing, including washing of windows	
Warranty		
	Clearview Properties, LLC Warranty as per contract	
	<b>Continuing a policy of constant research and improvement, Clearview Properties, LLC reserves the right to make substitutions and specification changes.</b>	

# CV Mansfield - Milton, VT



## MANSFIELD HOME - CONSTRUCTION SPECIFICATIONS

Harvey Slimline All Vinyl Windows, Double insulated, Low E, GBG Grills 6 over 0  
 6 9/16 primed interior jambs, 2 1/2 colonial case interior  
 J Channel Only (Brickmould)  
 EZ-Tilt cleaning  
 Screens included  
 Energy Star Qualified  
 Maximum U Factor 0.30

Letter	Size	Quantity	Description	Location	Image	Notes
A	34x65	7	Double Hung	Dining Room, Living Room, Lower Level		
B	34x53	8	Double Hung	Owners Bedroom, Bedroom 2 & 3		
B2	68x53	1	Double Hung	Future Bonus Room		
C	34x41	2	Double Hung	Powder Room, Lower Level		
D	34x49	1	Double Hung	Owner Bath		
E	42x49	1	Double Hung	Kitchen		
F	30x30	1	Awning	Stair Landing		
G	34x34	2	Awning	Living Room		
EG	55x48	1	Concrete Hopper	Lower Level		







# CV Mansfield - Milton, VT



## MANSFIELD HOME - CONSTRUCTION SPECIFICATIONS


### EXTERIOR DOORS

Therma-Tru Smooth Star Fiberglass Exterior Doors with full weather stripping and adjustable sills  
 Grills between glass  
 6 9/16 primed jambs  
 5/4 x 4 flat exterior case, Double bore set-up  
 EZ Set Satin Nickel knob and deadbolt hardware, All doors keyed alike

	Quantity	Description	Opens	Size	Type	Hardware	Image	Notes
<b>Foyer Entry</b>								
	1	S220 2 panel with S210SL Sidelite	LH	3'-0" - 6'8"	2 Panel	Double Bore		
<b>Garage Entry</b>								
	1	S220 2 Panel	RH	3'-0" - 6'8"	2 Panel	Double Bore		
<b>Dining Room to Deck</b>								
	1	Harvey Vinyl Sliding Patio Door	LH	6'-0" - 8'-0"	Slider	Glass		LH active panel when viewed from Exterior
<b>Exterior Door Hardware</b>								
Knobs	2	EZ - Set Keyed Entry w/deadbolt				Satin Nickel		All Keyed Alike







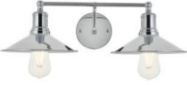



### INTERIOR DOORS

2 Panel, Hollow core, Smooth molded hardboard, 4 9/16 PFJ split jambs  
 Colonial Casing both sides  
 Dexter Stratus Satin Nickel Hardware  
 Ball catches and (2) Dummy knobs per pair included

<b>Interior Doors</b>								
	Quantity	Description	Opens	Size	Type	Hardware	Image	Notes
	14	Masonite Smooth	See Plans - will display more clearly with plans	TBD	2 Panel Hollow Core	Double Bore		
	2	Masonite Smooth	See Plans - will display more clearly with plans	TBD	Double Doors	Double Bore		Pantry, Bedroom #3
<b>Interior Door Hardware</b>								
Knobs	14	EZ - Set				Satin Nickel		
Knobs	4	EZ - Set				Satin Nickel		Dummy for Ball Latch Double Doors
Base Bumps	18					Satin Nickel		
Hinge Bumps	18					Satin Nickel		










CV Mansfield -  
Milton, VT



MANSFIELD HOME - CONSTRUCTION SPECIFICATIONS							
	Quantity	Description	SKU	Item	Color	Image	Notes
<b>Garage Exterior</b>							
	1	One Light Outdoor Wall Lantern	143182	Maxim 35016BK	Black		
<b>Deck Exterior &amp; Lowe Level Entry</b>							
	2	One Light Outdoor Wall Lantern	143190	Maxim 35015BK	Black		
<b>Front Porch</b>							
	2	Click Lights - LED Flush Mount	040842	Green Creative	White		
<b>Foyer</b>							
	1	Three Light Semi Flush Mount	3385771	Crystorama#: ABB-3003-BK_CEILING	Black		
<b>Main Hallway</b>							
	1	Click Lights - LED Flush Mount	040842	Green Creative	White		
<b>Mudroom</b>							
	2	Click Lights - LED Flush Mount	040842	Green Creative	White		
<b>Powder Room</b>							
	1	Two Light Bath	97111	Elegant Lighting#: LD4033W21C	Chrome		
<b>Kitchen Island</b>							
	2	One Light Mini Pendant	3661796	Kichler#: 52152BK	Black		
<b>Kitchen</b>							
	5	Click Lights - LED Flush Mount	040842	Green Creative	White		
<b>Kitchen Sink</b>							
	1	Click Lights - LED Flush Mount	040842	Green Creative	White		




# CV Mansfield - Milton, VT



Dining Room							
	1	Five Light Chandelier	3605500	Quoizel#: ABR5024MBK	Black		
Living Room							
	1	Three Light Flush Mount	725440	Maxim 2681FTSN	Satin Nickel		
Stairwell							
	4	Click Lights - LED Flush Mount	040842	Green Creative	White		To Second Floor and to Lower Level
Upstairs Hallway							
	2	Click Lights - LED Flush Mount	040842	Green Creative	White		
Owners Bedroom							
	1	Three Light Flush Mount	725440	Maxim 2681FTSN	Satin Nickel		
Owners Vanity							
	2	Two Light Bath	97111	Elegant Lighting#: LD4033W21C	Chrome		
Owners Closet							
	1	Two Light Flush Mount	725441	Maxim 2680FTSN	Satin Nickel		
Bedroom #2							
	1	Two Light Flush Mount	725441	Maxim 2680FTSN	Satin Nickel		
Bedroom #2 Closet							
	1	LED Ceiling Wrap	177424	Nuvo Lighting 65-1081	White		

CV Mansfield -  
Milton, VT



Bedroom #3							
	1	Two Light Flush Mount	725441	Maxim 2680FTSN	Satin Nickel		
Bath #2							
	1	Three Light Bath	97103	Elegant Lighting#: LD4033W33C	Chrome		
Other							
Garage, Future, Lower Level	13	PC Lights					Supplied by Electrician





CV Mansfield -  
Milton, VT



MANSFIELD HOME - CONSTRUCTION SPECIFICATIONS							
	Qty.	Description	Manufacturer	Product No.	Finish	Image	Notes
<b>Kitchen</b>							
Sink	1	32" Undermount 16 Gauge Stainless Steel Double Bowl Kitchen Sink	Krauss	KBU32	Stainless Steel		32" L x 18" W, 8.5"D, (2) Strainers and Grates
Faucet	1	Arbor Single-Handle Pull-Down Sprayer	Moen	7594C	Chrome		
<b>Powder Room</b>							
Faucet	1	Eva Two-Handle Sink Faucet	Moen	6410	Chrome		
Pedestal Sink	1	Edgemere Pedestal Sink	American Standard	0445.400	White		
Toilet	1	Edgemere Right Height Elongated Toilet	American Standard	204AA.104	White		16 1/2" Rim Height
<b>Owner's Bath</b>							
Faucet	2	Eva Two-Handle Sink Faucet	Moen	6410	Chrome		
Shower	1	Medley Shower Stall - 60" x 34"	Sterling	72430100-0	White		Straight Curtain Rod Installed.
Shower Fixture	1	Eva Collection Eco-Performance Trim Kit	Moen	T2138EP	Chrome		Moen 2520 Shower Valve
Toilet	1	Edgemere Right Height Elongated Toilet	American Standard	204AA.104	White		16 1/2" Rim Height

CV Mansfield -  
Milton, VT














Bath #2							
Faucet	1	Eva Two-Handle Sink Faucet	Moen	6410	Chrome		
Tub/Shower	1	60-1/4" x 32" Curce Bath/Shower with RH Drain	Sterling	71220110-0	White		Straight Curtain Rod Installed.
Tub/Shower Trim	1	Eva Conversion Eco-Performance Tub/Shower Trim	Moen	T2139EP	Chrome		Moen 2520 Shower Valve
Toilet	1	Edgemere Right Height Elongated Toilet	American Standard	204AA.104	White		16 1/2" Rim Height



CV Mansfield -  
Milton, VT








MANSFIELD HOME - CONSTRUCTION SPECIFICATIONS							
	Qty.	Description	Manufacturer	Product No.	Finish	Image	Notes
<b>Kitchen Drawers &amp; Doors</b>							
Pulls	24	BLACKROCK™ 3-3/4in(96mm) Center- To-Center Pull	Amerock	BP55276BBR	Black Bronze		
<b>Powder Room</b>							
Tissue Holder	1	Arlys Paper Holder	Moen	Y5708CH	Chrome		
Hand Towel Bar	1	Arlys Hand Towel Bar	Moen	Y5786CH	Chrome		
<b>Owner's Bath</b>							
Knob	7	Blackrock - 1 5/16"	Amerock	BP5527026	Polished Chrome		
Robe Hook	1	Arlys Double Robe Hook	Moen	Y5703CH	Chrome		
Tissue Holder	1	Arlys Paper Holder	Moen	Y5708CH	Chrome		
Towel Bar	1	Arlys 24 in. Towel Bar	Moen	Y5724CH	Chrome		
<b>Bath #2</b>							
Knob	7	Blackrock - 1 5/16"	Amerock	BP5527026	Polished Chrome		
Robe Hook	1	Arlys Double Robe Hook	Moen	Y5703CH	Chrome		
Tissue Holder	1	Arlys Paper Holder	Moen	Y5708CH	Chrome		
Towel Bar	1	Arlys 24 in. Towel Bar	Moen	Y5724CH	Chrome		

# CV Mansfield - Milton, VT



## MANSFIELD HOME - CONSTRUCTION SPECIFICATIONS

Wood Floors							
Location	Make	Style	Finish	Size		Image	
Foyer, Hallway, Kitchen, Dining Room, <b>Living Room</b>	<b>Hallmark</b>	<b>Novella</b>	<b>Frost Maple</b>	<b>6"</b>			7/16th
Tile Floors							
Location	Make/Style	Finish/Color	Tile Size	Orientation	Tile Grout	Image	Notes
Owner's Bath	<b>Anatolia</b>	<b>Plata Onyx Matte</b>	<b>12 x 24</b>	<b>Short Edge to the door, 50% Stagger</b>	<b>As recommended by EPC</b>		Transitions to Dreamweaver Carpet
Mudroom and Powder Room	<b>Anatolia Davenport</b>	<b>Mica</b>	<b>12 x 24</b>	<b>Long Edge to the Mudroom Door, 50% Stagger</b>	<b>Dusty Grey</b>		Standard Underlayment. Transitions to 7/16" Wood.
Vinyl Floors							
	Make	Style	Color			Image	Notes
Bath #2	<b>TruTEX</b>	<b>Nero HEX</b>	<b>White</b>				Standard Underlayment. Transitions to Dreamweaver Carpet.
Carpet							
	Make	Style	Color	Details		Image	
Stairs to Second Floor and Second Floor Hallway	<b>Dreamweaver</b>	<b>Pinpoint</b>	<b>Stillwater</b>	<b>6014</b>			Transitions to Dreamweaver Carpet
Owners Bedroom	<b>Dreamweaver</b>	<b>Pinpoint</b>	<b>Stillwater</b>	<b>6014</b>			Transitions to Tile
Owners WIC	<b>Dreamweaver</b>	<b>Pinpoint</b>	<b>Stillwater</b>	<b>6014</b>			Transitions to Dreamweaver Carpet
Bedroom #2 & #3	<b>Dreamweaver</b>	<b>Pinpoint</b>	<b>Stillwater</b>	<b>6014</b>			Transitions to Dreamweaver Carpet

CV Mansfield -  
Milton, VT



MANSFIELD HOME - CONSTRUCTION SPECIFICATIONS							
Appliance	Quantity	Manufacturer	Model	Color	Description	Image	Notes
<b>Kitchen</b>							
Refrigerator	1	GE	GNE27JYMFS	Stainless	GE Energy Star 27.0 Cu. Ft. French Door		Fingerprint Resistant Door
Gas Range	1	GE	JGB735SPSS	Stainless	GE 30" Free Standing Convection Gas Range		
Dishwasher	1	GE	GDT550PYRFS	Stainless	GE Dishwasher with Top Controls		
Microwave	1	GE	JVM3160RFSS	Stainless	GE 1.6 Cu. Ft. Over-the-Range-Microwave Oven		
<b>Laundry Room</b>							
Washer							Available as option
Electric Dryer							Available as option