

# GS 15 - Harrington

Shelburne, VT



## CONSTRUCTION SPECIFICATIONS

**Builder**  
Sterling Homes  
1037 Hinesburg Road  
South Burlington, VT 05403

**Homeowner/Project**  
Gardenside #15 - Harrington Duplex

**Specification Date:** 2/27/23  
**Site Plan Date:** 2/27/23  
**Plan Date:** 1/10/23

**GS 15 Plan:** Two story New England style home with un-finished Lower Level. Two floors of finished area with approximately 2,013 square feet of living space; 1,257 square feet of unfinished Lower Level, 468 square foot 2-car garage, 60 square foot front porch and 168 square foot rear deck.

Location	Total Square Feet
First Floor	1,257
Second Floor	756
<b>Total Finished Square Feet</b>	<b>2,013</b>
Garage	468
Front Porch	60
Rear Deck	168

### Personal Choice Lists

PCL #

Color Code

Date

- RED
- ORANGE
- GOLD
- GREEN
- BLUE
- PURPLE
- PINK
- RUST
- HUNTER
- SKY BLUE
- LAVENDER
- BROWN
- NAVY
- LIME
- CRANBERRY
- AQUA
- PEACH
- GRAPE

### Specification and Appendix Approval

- Appendix A: Window Schedule
- Appendix B: Exterior and Interior Door Schedule
- Appendix C: Lighting Schedule
- Appendix D: Plumbing Schedule
- Appendix E: Finish Hardware Schedule
- Appendix F: Flooring Schedule
- Appendix G: Appliance Schedule

Client

Date

Client

Date

Builder

Collin H. Frisbie

Date

# GS 15 - Harrington

## Shelburne, VT



### CONSTRUCTION SPECIFICATIONS

Section	Information	Image
<b>Permits</b>		
	Builder responsible to obtain all necessary permits including: - Soil Erosion and Sediment Control - Well - N/A - Septic System - N/A - Zoning	
<b>Surveys</b>		
	Home is to be staked by builder	
<b>Site Clearing</b>		
	Builder is responsible for all site clearing, as needed	
<b>Utilities Connections</b>		
	Builder responsible for all site work and site balance to include	
Water	Connection to Town of Shelburne water system	
Sewer	Connection to Town of Shelburne sewer system	
Gas	Connection to Natural Gas lines at road.	
Power	Underground power	
Cable	Cable TV conduit to house	
	All excavation, fill and labor is included	
<b>Energy Package</b>		
	Home to be built to an VT Residential Building Energy Standards (RBES)	
<b>Home to Include</b>		
	Panasonic WhisperLite™ Fan/Light - Quiet, Spot Ventilation Solution, 110 CFM Bath Fan/Light Vented to the outside	
	PurePro DP511 Programmable Thermostat; First Floor and Second Floor	
	Additional caulking and sealing of joists to reduce air infiltration into the home, including shoe plate; windows; and where wires and pipes go to cold spaces	
	R-15 Rigid Thermax insulation on Interior of Lower Level - floor to top of concrete wall	
	Selected use of closed cell foam to improve overall air sealing of attic in home	
	Blower Door Test required for VT RBES	
<b>Foundation</b>		
Type	Poured Concrete	
Wall Height	8'-1"	
Lookout Height	4' Frost Wall	
Strength	Min. 3000 PSI @ 2 days with steel reinforcement	
Footer	Continuous 8" x 24" reinforced	
<b>Flat Work Concrete</b>		
Lower Level	Poured Concrete	
Finish	Smooth	
"Keyway" Joints	Saw cut	
Thickness	4"	
Strength	House: Min. 3000 PSI @ 28 days Garage: Min. 4000 PSI @ 28 days	
Moisture Barrier	Tarred damp proofing membrane sprayed on exterior of foundation walls. 6 mil poly under concrete house slab.	
Ground water controls	Footing drains installed below footers around Lower Level and drained to daylight in back yard. Drain tile buried in clean stone; covered with mirafi fabric; clean sand fill against foundation. Site graded to shed surface water away from house.	
Rock Wall	Boulder rock walls as needed for the grading of the yard. Boulders from the site are machine-placed to create walls.	
<b>Driveway/Entrance</b>		
Drive	12" thick gravel two car driveway on top of mirafi fabric. Driveway to be finish paved with 2" of compacted asphalt.	
Walkway	42" Sidewalk from front porch to driveway will be Belgard Catalina Grana Concrete Pavers, Color to be Sable Blend.	

# GS 15 - Harrington

## Shelburne, VT



Frame		
Exterior Walls	2x6 SPF 24" o.c.	
Interior Walls	2x4 SPF 24" o.c.	
Plate Height	9'-1" on first floor; 8'-1" on second floor and 8'-1" in lower level	
Plate	2x6 treated southern yellow pine with foam sill seal	
Floor Framing	11-7/8" Truss Joist TJI 230 Series I-joists @ 24" o.c.	
Sub Flooring	3/4" 4x8 T&G OSB glued and nailed	
Girders	2 or 3 ply Truss Joist Microlam LVL, nailed and glued, as specified by engineering load design, supported by 3-1/2" concrete filled lally columns in Lower Level	
Sheathing	7/16" 4x8 OSB	
Roof	Pre-engineered roof trusses 24" o.c. 5/8" T&G OSB rated sheeting	
Roof Pitch	8/12 & 5/12 at Main House 6/12 at Garage 6/12 at Front Porch	
House Wrap	Professional house wrap with flashing around all windows and doors	
Roofing		
	Ice and water shield on eaves and valleys. Vented on ridge to achieve proper ventilation.	
Underlayment	Owens Corning ProArmor Synthetic Roof Underlayment	
Shingles	Owens Corning TruDefinition Shingles Limited Lifetime Warranty	
Color	Color to be selected by owner	
Siding/Exterior Elements		
Siding	Norandex Woodsman Select	
Gable Ends	Vinyl Shakes, Color to be selected by owner	
Clapboard	Double 4", Color to be selected by owner	
Board and Baton	None	
Eaves	Two piece aluminum wrapped - White	
Soffit	Perforated soffit for proper venting	
Corners	6" White Vinyl Corners with Foam Backer	
Trim Details	Frieze board and Garage Door Trim to be Miratech	
Drip Edge	Galvanized	
Shutters	Available as option	
Gutters & Downspouts		
Gutters & Downspouts	White Seamless Gutters	
Windows		
<b>See Appendix A: Window Schedule</b>		
Brand	Harvey Slimline	
Color	White	
Construction	Vinyl, Low-E, Insulated Double-Pane	
Exterior Casing	Flat	
U-Factor	0.30	
Grills	Between Glass 6 over 0	
Screens	Fiberglass Mesh	
Exterior Doors		
<b>See Appendix B: Exterior and Interior Door Schedule</b>		
Brand	Therma-Tru	
Color	See Exterior Paint Section	
Construction	Insulated Fiberglass	
Exterior Casing	5/4x4 Flat	
Storm Doors	None	
Overhead Garage Doors		
Model	8300 Series Insulated Steel Door	
Size	16' x 7'	
Design	Sonoma Panel w/ Arched Stockton Windows	
Color	Manufacturer White	
Opener	8" lift master 1/2 horsepower electric opener	
Remotes	2 remotes included	
Hardware	Aspen Hardware	
Frame Key Pad	Keyless entry punch pad	

# GS 15 - Harrington

Shelburne, VT










Decks & Porches	
<b>Covered Entry Porch</b>	
Porch Framing	6' x 10' framed with PT 2x8 joists
Decking	5/4x6 #1 PVC Azek Harvest Collection
Posts	CPVC wrapped and PT 6x6 Posts and 2x8 roof beams - White
Roof	Roof to be truss framed, roof shingles to match house
Ceiling	White vinyl bead board
Stairs	Stairs from porch to walkway to be PT box steps with 5/4x6 #1 Azek PVC Decking Treads
Rail	None.
Hardware	CPVC to be screwed and plugged, no paint
Finish	Porch posts, beams, rim board and stair risers - white CPVC Trim
Color	Porch decking and stair tread to be Azek Harvest Collection PVC - Color Selected by owner
<b>Deck</b>	
Deck Framing	12' x 14' deck framed with PT 2x8 joists
Decking	5/4x6 #1 PVC Azek Harvest Collection
Stairs	Stairs from deck to rear yard to be PT box steps with 5/4x6 #1 Azek PVC Decking Treads, White CPVC Trim Stair Risers
Rail	Composite rails and balusters
Hardware	CPVC to be screwed and plugged, no paint
Color	Porch decking to be Azek Harvest Collection PVC - Color Selected by owner
<b>Exterior Paint</b>	
Exterior Doors - Excluding Front Door	Painted Satin Finish, White
Exterior Trim - Including Frieze Board and Door Surrounds	Painted Satin Finish, White
Front Door	2 coats Exterior Paint, Color to be Selected by Owner
Sidelight	Painted Satin Finish, White
Front Porch Rail	N/A
Front Porch Posts	CPVC wrapped, White
Front Porch Roof Beams	CPVC Trim, White
Front Porch Rim board	CPVC Trim, White
Front Porch Stair Risers	CPVC Trim, White
Front Porch Decking	Azek Harvest Collection PVC Decking
Rear Porch Decking	Azek Harvest Collection PVC Decking
<b>Electrical &amp; Low Voltage</b>	
	Underground electrical service, 150 AMP Panel
<b>Plugs and Switches</b>	
Switch Style	Toggle
Plate Style	Toggle screw on plates
Switch Color	White
Dimmers	Available as an Option
Exterior Plugs	Per Electrical Plan
<b>Lighting</b>	
Lighting Fixtures	See Lighting Finish Schedule (Appendix C: Light Fixtures Schedule)
Recessed Lights	None
Under Cabinet Lighting	Available as an Option
<b>Miscellaneous</b>	
Door Chime	Nutone BK125LWH: One 2-note, white door chime
Smoke/CO2	1 CO/Smoke per floor (3 Total), 1 Smoke per bedroom (3 Total)
Bath Vents	Panasonic WhisperLite™ Fan/Light - Quiet, Spot Ventilation Solution, 110 CFM Bath Fan/Light
Cat 5 (data/phone)	Yes, per electrical plan
TV Jacks	Yes, per electrical plan
Security/Surveillance	None
Central Vacuum	Rough in only, 1 outlet per floor
Audio	None
<b>Light Fixtures</b>	
See Appendix C: Light Fixture Schedule	



# GS 15 - Harrington

Shelburne, VT








Plumbing			
<b>Heating and Venting</b>			
Furnace	Ducane Gas Furnace - 96G2UH070BV12	 	
Furnace Size	60,000 BTU		
Efficiency Rating	96.00%		
Zones	Zone 1: First Floor, Zone 2: Second Floor		
Air Conditioner	Ducane 4AC16L36P, 16 SEER		
Thermostat	PurePro DP511 Programmable Thermostat; First Floor and Second Floor		
Bath Venting	Panasonic WhisperLite™ Fan/Light - Quiet, Spot Ventilation Solution, 110 CFM Bath Fan/Light Vented to the outside		
Dryer Venting	Vented to the outside		
<b>Gas</b>			
Main Kitchen Range	Yes		
Main Fireplace	None		
First Floor Dryer	Yes		
Furnace	Yes		
Hot Water System	Yes		
Grill Line at Deck	N/A		
<b>Fireplace and Mantle</b>			
Fireplace in Living Room	None.		
<b>Plumbing Fixtures</b>			
See Appendix D: Plumbing Schedule			
<b>Miscellaneous Plumbing</b>			
Outdoor Faucets	2 Frost-Free Hose Bibs, located at back of the main house and on the side of the front porch		
Hot Water Heater	Rinnai R75-Lsi on demand water heater		
Laundry	Washer Box Valve with single handle shutoff and drain; appliances pricing optional		
Drainage	PVC Drainage plumbing. PEX continuous piping for all domestic water. All plumbing installed according to National Plumbing Code by licensed plumber.		
Radon	Radon Piping runs from under Lower Level concrete slab through roof. This is a passive system, no fan.		
Utility Sink	Option available		
<b>Cabinets &amp; Countertops</b>			
<b>Cabinets</b>			
<b>Kitchen</b>			
Brand	Wellborn Forestry		
Style	Shelby, Maple		
Color	To Be Selected by Owner		
<b>Owner's Bath</b>			
Size	72" Vanity with 2 bowls		
Brand	Wellborn Forestry		
Style	Shelby, Maple		
Color	To Be Selected by Owner		
<b>Bath #2</b>			
Size	62" Vanity with 1 bowl		
Brand	Wellborn Forestry		
Style	Shelby, Maple		
Color	To Be Selected by Owner		
<b>Powder Room</b>			
Size	24" Vanity with single bowl		
Brand	Wellborn Forestry		
Style	Shelby, Maple		
Color	To Be Selected by Owner		

# GS 15 - Harrington

Shelburne, VT




Countertops		
<b>Kitchen</b>		
Style	Classic Quartz Series	
Color	To Be Selected by Owner	
Edge Detail	Pencil Edge	
Cut-Outs	Under Mount Sink	
Backsplash	4" Quartz	
B/S Location	Perimeter Back Only	
<b>Owner's Bath</b>		
Style	Cultured Marble with 2 integrated flush rectangle bowls	
Color	Cotton White	
Edge Detail	Square Edge	
Cut-Outs	None	
Back Splash	4" integral Cultured Marble	
B/S Location	Back Only	
<b>Bath #2</b>		
Style	Cultured Marble with 1 integrated flush rectangle bowl	
Color	Cotton White	
Edge Detail	Square Edge	
Cut-Outs	None	
Back Splash	4" integral Cultured Marble	
B/S Location	Back Only	
<b>Powder Room</b>		
Style	Cultured Marble with 1 integrated flush rectangle bowl	
Color	Cotton White	
Edge Detail	Square Edge	
Cut-Outs	None	
Back Splash	4" integral Cultured Marble	
B/S Location	Back Only	
Wall & Trim Interior Detail Work		
<b>Insulation</b>		
Exterior Walls	R-21 6" Fiberglass Batts with Poly Vapor Barrier	
Interior Walls	R-13 3-1/2" Fiberglass Batts for bath walls (Soundproofing)	
Rigid Insulation	Box sill in first and second floor joists insulated with rigid insulation	
Attic	R-60 Cellulose with backer boards at eaves for ventilation	
Garage	Not insulated	
Foundation	2-1/2" R-15 Thermax glued to concrete wall	
<b>Drywall</b>		
Living area walls	1/2" Sheet Rock, taped with 3 coats of joint compound at walls and ceilings	
Ceilings	Smooth Finish, minor shadow variations are possible in ceilings	
Garage	1/2" Sheet Rock, taped with 1 coat of joint compound at walls and ceilings	
<b>Trim Details</b>		
Casing	3-1/2" Eased Edge with 5/4x4 head casing	
Base	5-1/2" Colonial Base Board	
Wainscot	36" High Wainscot at Mudroom	
Crown	Available as option	
<b>Built - Ins</b>		
	Cubbies, Bench, & Hanging Shelf Wainscot with Black Metal Coat Hooks	
<b>Mirrors</b>		
Owners Bath	Plate Glass mirror with ground edge, no bevel	
Bath #2	Plate Glass mirror with ground edge, no bevel	
Powder Room	By Owner	

# GS 15 - Harrington

## Shelburne, VT



<b>Interior Stairs/Railing</b>		
<b>Main to Second Floor</b>	Brown Maple Hardwood Stairs Box Stair Construction	
	Treads sealed to match hardwood flooring and risers painted to match interior trim.	
	Open rail with turned balusters and turned round newel posts	
	Risers, baluster posts painted to match interior trim	
	Rails and newel stained to match wood floors (including rail on wall)	
<b>Main to Lower Level</b>	Carpet Grade Stairs	
	Half wall with stained hardwood cap and stained railing on wall	
<b>Handrail Brackets</b>	Satin Nickel	
<b>Closet Shelving</b>		
	All closets systems will be vented wire and the system is indicated on the plan. See Closet Plan for Details.	
<b>Interior Paint</b>		
Painted Interior Walls	1 coat primer 2 coats Low VOC Flat Latex Paint, Color to be selected by owner.	
Accent Wall	Color and Location to be selected by owner	
Ceilings	To match walls	
Interior Trim	Painted, 1 coat primer, 2 coats Semi-Gloss Latex Paint, Color to be selected by owner.	
Interior Doors	Painted, 2 coats of Semi-Gloss Latex Paint, Color to be selected by owner.	
Fireplace Mantle	None.	
Open Shelving and Pantry Shelves	Painted, 2 coats of Semi-Gloss Latex Paint, Trim Color	
Main to Second Floor Stairs	Treads, Rail and Newel Sealed and Matching Wood Floor Risers and Baluster Posts Painted to Match Interior Trim	
Main to Lower Level Stairs	Stained railing to Match Wood on First Floor	
Garage Interior	Primed only	
<b>Interior Doors</b>		
See Door Appendix B: Exterior and Interior Door Schedule		
<b>Finish Hardware</b>		
See Appendix E: Finish Hardware Schedule		
<b>Flooring</b>		
See Appendix F: Flooring Schedule		
<b>Appliances</b>		
See Appendix G: Appliance Schedule		
<b>Landscaping</b>		
Lawn	All disturbed portions of yard to be seeded. Lawn area will generally include front yard, side yard and rear yard. Lawn area to be covered with approximately 4" of native topsoil.	
10 Foundation Shrubs	To be Selected by Owner, See Landscape Plan (2 evergreen shrubs)	
12 Perennial Flowers	To be Selected by Owner, See Landscape Plan	
2 Small Yard Trees	To be Selected by Owner, See Landscape Plan	
<b>Cleaning</b>		
	House cleaned prior to closing, including washing of windows	
<b>Warranty</b>		
	Gardenside Properties Warranty as per contract	
	<b>Continuing a policy of constant research and improvement, Gardenside Properties, LLC. reserves the right to make substitutions and specification changes.</b>	

**Appendix A: Window Schedule**

Harvey Slimline Windows, Double insulated, Low E, GBG Grills 6 over 0  
 6 9/16 primed interior jambs, 3 1/2 eased edge interior  
 Flat exterior case with built in J and nailing flange  
 EZ-Tilt cleaning  
 Screens included  
 Energy Star Qualified  
 Maximum U Factor 0.30




Letter	Size	Quantity	Description	Location	Image	Notes
A	35x65	4	Double Hung	Great Room		
B	34x53	3	Double Hung	Bedroom #2, #3		
B2	68x53	1	Double Hung	Dining Room		
C	34x42	2	Double Hung	Owners Bath and Bath #2		
E	34x53	6	Casement	Owners Bed, Bed #2, Bed #3		Egress 4 Hinged "Left" 2 Hinged "Right"
EG	55x48	2	Slider	Lower Level		Egress
K	36x49	2	Double Hung	Kitchen		
L	24x49	1	Double Hung	Kitchen		
M	20x20	1	Awning	Foyer		



**Appendix B: Exterior and Interior Door Schedule**





**EXTERIOR DOORS**

Therma-Tru Smooth Star Fiberglass Exterior Doors with full weather stripping and adjustable sills  
 6 9/16 primed jambs  
 5/4 x 4 flat exterior case, Double bore set-up  
 EZ Set Satin Nickel knob and deadbolt hardware, All doors keyed alike








	Quantity	Style	Opens	Size	Type	Hardware	Image	Notes
<b>Foyer Entry</b>								
	1	S220 2 Panel Solid	LH	3'-0"	2 Panel	Double Bore		
<b>Mudroom to Garage</b>								
	1	978HD 2 Panel Solid Steel Door	LH	3'-0"	2 Panel	Double Bore		
<b>Dining Room to Deck</b>								
	1	S118 Full Glass	RH	3'-0"	Full Glass	Double Bore		
<b>Exterior Door Hardware</b>								
Knobs	3	EZ - Set Keyed Entry w/deadbolt				Satin Nickel		All Keyed Alike










**INTERIOR DOORS**








2 Panel, Hollow core, Smooth molded hardboard, 4 9/16 PFJ split jambs  
 Eased Edge Casing both sides  
 Dexter Stratus Satin Nickel Hardware  
 Ball catches and (2) Dummy knobs per pair included

<b>Interior Single Doors</b>								
	Quantity	Style	Opens	Size	Type	Hardware	Image	Notes
	17	Masonite Smooth	See Plans - will display more clearly with plans	TBD	2 Panel Hollow Core	Double Bore		
<b>Interior Door Hardware</b>								
Knobs	17	EZ - Set				Satin Nickel		
Base Bumps	17					Satin Nickel		
Hinge Bumps	17					Satin Nickel		










**Appendix C: Light Fixture Schedule**





	Quantity	Description	SKU	Item	Color	Image	Notes
<b>Garage Exterior</b>							
	1	One Light Wall Lantern	143190	Maxim 35015BK	Black		
<b>Deck Exterior</b>							
	1	LED Outdoor Wall Mount	3636345	Maxim 51116FTBK	Black		
<b>Front Porch</b>							
	2	Click Lights - LED Flush Mount	040842	Green Creative	White		
<b>Foyer</b>							
	1	Two Light Semi Flush Mount	086620	Generation Lighting 773730EN3-962	Brushed Nickel		
<b>Foyer Click Light</b>							
	1	Click Lights - LED Flush Mount	040842	Green Creative	White		
<b>Mudroom</b>							
	2	Click Lights - LED Flush Mount	040842	Green Creative	White		
<b>Kitchen Island</b>							
	2	One Pendant Light	090083	Generation Lighting 6137301EN3-962	Brushed Nickel		

Kitchen							
	4	Click Lights - LED Flush Mount	040842	Green Creative	White		
Kitchen light above sink							
	1	Click Lights - LED Flush Mount	040842	Green Creative	White		
Dining Room							
	1	Five Light Chandelier	090121	Generation Lighting 3137305EN3-962	Brushed Nickel		
Great Room							
	1	Three Light Flush Mount	725440	Maxim 2681FTSN	Satin Nickel		
Powder							
	1	Two Light Vanity Wall	090109	Generation Lighting 4437302EN3-962	Brushed Nickel		
Owners Bedroom							
	1	Three Light Flush Mount	725440	Maxim 2681FTSN	Satin Nickel		
Owners Bedroom Hallway							
	1	Click Lights - LED Flush Mount	040842	Green Creative	White		
Owners Vanity							
	2	Two Light Vanity Wall	090109	Generation Lighting 4437302EN3-962	Brushed Nickel		
Owners WIC Closets							
	2	Two Light Flush Mount	725441	Maxim 2680FTSN	Satin Nickel		








Laundry Room							
	1	Two Light Flush Mount	725441	Maxim 2680FTSN	Satin Nickel		
Stairwell - Main to 2nd Floor							
	1	One Light Wall Sconce	090179	General Lighting #4137301EN3-962	Brushed Nickel		1 - Main to Second Floor
Stairwell - Main to L.L							
	1	Click Lights - LED Flush Mount	040842	Green Creative	White		1 - Main to L.L
Den							
	2	Click Lights - LED Flush Mount	040842	Green Creative	White		
Bedroom #2							
	1	Two Light Flush Mount	725441	Maxim 2680FTSN	Satin Nickel		
Bedroom #2 - WIC							
	1	Two Light Flush Mount	725441	Maxim 2680FTSN	Satin Nickel		
Bedroom #3							
	1	Two Light Flush Mount	725441	Maxim 2680FTSN	Satin Nickel		
Bath #2							
	1	Three Light Vanity Wall	090101	Generation Lighting 4437303EN3-962	Brushed Nickel		
Bath #2 - Click Light							
	1	Click Lights - LED Flush Mount	040842	Green Creative	White		

**Appendix D: Plumbing Schedule**


	Qty.	Description	Manufacturer	Product No.	Finish	Image	Notes
<b>Kitchen</b>							
		Site Plan Date: 11/8/21					
Sink	1	McAllister Double Bowl Undermount Sink	Sterling	11406-NA	Stainless Steel		32" L x 18" W, 8" Deep. Dearborn Stainless Basket Strainer
Faucet	1	Simplice with Spray	Kohler	K-596-VS	Vibrant Stainless		
Garbage Disposal	1	Badger 5, 1/2 HP	Insinkerator	N/A	N/A		
<b>Powder Bath</b>							
Faucet	1	Alteo Center set Lavatory Faucet	Kohler	K-45100-4-CP	Polished Chrome		
Toilet	1	American Standard Edgemere	American Standard	204AA104.020	White		
<b>Owner's Bath</b>							
Faucet	2	Alteo Center set Lavatory Faucet	Kohler	K-45100-4-CP	Polished Chrome		
Shower	1	Ensemble Curve 34"x60" Shower Base	Sterling	72131100-0	White		Tile Shower Walls, see flooring tile section. Straight Curtain Rod Installed.
Shower Trim	1	Alteo Shower Trim	Kohler	K-T45106-4G-CP	Polished Chrome		
Toilet	1	American Standard Edgemere	American Standard	204AA104.020	White		29" L x 16" W x 30" H

Bath #2							
Faucet	1	Alteo Center set Lavatory Faucet	Kohler	K-45100-4-CP	Polished Chrome		
Tub/Shower	1	Ensemble Curve 60" Tub/Shower	Sterling	71220110-0	White		Straight Curtain Rod Installed.
Tub/Shower Trim	1	Alteo Tub/Shower Trim	Kohler	K-TS45104-4G-CP	Polished Chrome		
Toilet	1	American Standard Edgemere	American Standard	204AA104.020	White		

**Appendix E: Finish Hardware Schedule**

	Qty.	Description	Manufacturer	Product No.	Finish	Image	Notes
<b>Owner's Bath</b>							
Knob	6	Allison Value 1-1/4" Diameter Knob	Amerock	53005-G10	Satin Nickel		
Robe Hook	1	Alteo Robe Hook	Kohler	K-37055-CP	Polished Chrome		
Tissue Holder	1	Alteo Pivoting Toilet Tissue Holder	Kohler	K-37054-CP	Polished Chrome		
Towel Bar	1	Alteo 24" Towel Bar	Kohler	K-37051-CP	Polished Chrome		
<b>Powder Bath</b>							
Towel Ring	1	Alteo Towel Ring	Kohler	K-37057-CP	Polished Chrome		
Tissue Holder	1	Alteo Pivoting Toilet Tissue Holder	Kohler	K-37054-CP	Polished Chrome		
<b>Bath #2</b>							
Knob	6	Allison Value 1-1/4" Diameter Knob	Amerock	53005-G10	Satin Nickel		
Robe Hook	1	Alteo Robe Hook	Kohler	K-37055-CP	Polished Chrome		
Tissue Holder	1	Alteo Pivoting Toilet Tissue Holder	Kohler	K-37054-CP	Polished Chrome		
Towel Bar	1	Alteo 24" Towel Bar	Kohler	K-37051-CP	Polished Chrome		
<b>Kitchen Surround</b>							
Knob	26	Allison Value 1-1/4" Diameter Knob	Amerock	53005-G10	Satin Nickel		
<b>Kitchen Island</b>							
Knob	6	Allison Value 1-1/4" Diameter Knob	Amerock	53005-G10	Satin Nickel		

**Appendix F: Flooring Schedule**




Wood Floors							
Location	Make	Site Plan Date: 11/8/21	Finish	Size		Image	
<b>Foyer</b>							
Kitchen Dining Room Great Room Stair Landing to 2nd Floor	Lauzon Expert	Maple	Natural Tradition	4-1/4" Width			
	<b>Make/Style</b>	<b>Finish/Color</b>	<b>Tile Size</b>	<b>Orientation</b>	<b>Tile Grout</b>	<b>Image</b>	<b>Notes</b>
<b>Foyer</b>							
	Anatolia Davenport	TBD	12" x 24"	TBD	TBD		
<b>Mudroom</b>							
	Anatolia Davenport	TBD	12" x 24"	TBD	TBD		
<b>Powder Room</b>							
	Anatolia Davenport	TBD	12" x 24"	TBD	TBD		
<b>Owners Bath</b>							
	Anatolia Davenport	TBD	12" x 24"	TBD	TBD		
<b>Owners Bath Shower Walls</b>							
	Anatolia Davenport	TBD	12" x 24"	TBD	TBD		
<b>Bath #2</b>							
	Anatolia Davenport	TBD	12" x 24"	TBD	TBD		





Carpet							
	Make	Style	Color	Details		Image	
<b>Den</b>							
	Shaw	Turn the Page	TBD				
<b>Owners Bedroom</b>							
	Shaw	Turn the Page	TBD				
<b>Owners WIC</b>							
	Shaw	Turn the Page	TBD				
<b>Bedroom 2</b>							
	Shaw	Turn the Page	TBD				
<b>Bedroom 3</b>							
	Shaw	Turn the Page	TBD				
Vinyl Floors							
	Make	Style	Color			Image	Notes
<b>Laundry Room</b>							
	Tarkett	Fresh Start	TBD				

**Appendix G: Appliance Schedule**

Appliance	Quantity	Manufacturer	Model	Color	Description	Image	Notes
<b>Kitchen</b>							
Refrigerator	1	GE	GNE27JYMFS	Stainless	GE Energy Star 27.0 Cu. Ft. French Door		
Gas Range	1	GE	JGB735SPSS	Stainless	GE 30" Free-Standing Gas Range		
Dishwasher	1	GE	GDT550PYRFS	Stainless	GE Dishwasher with Top Controls		
Microwave	1	GE	JVM3160RFSS	Stainless	GE 1.6 Cu. Ft. Over-the-Range-Microwave Oven		
<b>Laundry Room</b>							
Washer							Available as option
Gas Dryer							Available as option