

CV 26R Irish Milton, VT



IRISH HOME - CONSTRUCTION SPECIFICATIONS

Builder
Clearview Properties, LLC
1037 Hinesburg Road, Suite A
South Burlington, VT 05403

Homeowner/Project
Clearview #26R - 275 Horseshoe Circle
Milton, VT 05468

Specification Date: 1/3/24
Site Plan Date:
Plan Date: 1/3/24
Electric Plan Date: 1/3/24

Irish Plan: Two story home with unfinished lower level. Approximately 1,714 square feet of living space; 839 square feet of unfinished Lower Level, 485 square foot 2-car garage, a 26 square foot front porch and a 168 square foot rear deck.

Location	Total Square Feet
First Floor	839
Second Floor	875
Total Finished Square Feet	1,714
Lower Level	839
Garage	485
Front Porch	26
Rear Deck	168

Personal Choice Lists

PCL #	Color Code	Date
	GRAPE	
	ORANGE	
	GREEN	
	BLUE	
	PURPLE	
	PINK	
	HUNTER	
	SKY BLUE	
	LAVENDER	
	BROWN	
	NAVY	
	CRANBERRY	
	AQUA	
	PEACH	
	RED	

Specification and Appendix Approval

- Appendix A: Window Schedule
- Appendix B: Exterior and Interior Door Schedule
- Appendix C: Lighting Schedule
- Appendix D: Plumbing Schedule
- Appendix E: Finish Hardware Schedule
- Appendix F: Flooring Schedule
- Appendix G: Appliance Schedule

Client _____ Date _____


Client _____ Date _____

Builder Collin Frisbie _____ Date _____

CV 26R Irish Milton, VT



IRISH HOME - CONSTRUCTION SPECIFICATIONS

Section	Information	Image
Permits		
	Builder responsible to obtain all necessary permits including: - Soil Erosion and Sediment Control - Zoning	
Surveys		
	Home is to be staked by builder	
Site Clearing		
	Builder is responsible for all site clearing, as needed	
Utilities Connections		
	Builder responsible for all site work and site balance to include	
Water	Connection to City of Milton water system	
Sewer	Connection to City of Milton sewer system	
Gas	Connection to Natural Gas lines at road.	
Power	Underground power	
Cable	Cable TV conduit to house	
	All excavation, fill and labor is included	
Energy Package		
	Home to be built to VT Residential Building Energy Standards (RBES)	
	Compliant with Act 250 Stretch Code	
Home to Include		
	Panasonic WhisperLite™ Fan/Light - Quiet, Spot Ventilation Solution, 110 CFM Bath Fan/Light. Vented to the outside	
	Additional caulking and air sealing of joists to reduce air infiltration into the home, including shoe plate; windows; and where wires and pipes go to cold spaces	
	R-15 Rigid Thermax insulation on Interior of Lower Level - floor to top of concrete wall	
	Selected use of closed cell foam to improve overall air sealing of attic in home	
	Blower Door Test as home completed required for VT RBES	
Solar Prep	Home solar ready with conduit running from LL up to Attic Space	
Foundation		
Type	Poured Concrete	
Wall Height	9'	
Lookout Height	4' Frost Wall	
Strength	Min. 3000 PSI @ 2 days with steel reinforcement	
Footer	Continuous 8" x 16" reinforced	
Flat Work Concrete		
Lower Level	Poured Concrete	
Finish	Smooth	
"Keyway" Joints	Saw cut	
Thickness	4"	
Strength	House: Min. 3000 PSI @ 28 days Garage: Min. 4000 PSI @ 28 days	
Moisture Barrier	Tarred damp proofing membrane sprayed on exterior of foundation walls. 6 mil poly under concrete house slab.	
Ground water controls	Footing drains installed below footers around Lower Level and drained to daylight in back yard. Drain tile buried in clean stone; covered with mirafi fabric; clean sand fill against foundation. Site graded to shed surface water away from house.	
Rock Wall	Boulder rock walls as needed for the grading of the yard. Boulders from the site are machine-placed to create walls.	
Deck Prep	Yes	
Lower Level Slab Plumb	Available as an option	
Driveway/Entrance		
Drive	12" thick gravel two car driveway on top of mirafi fabric. Driveway to be finish paved with 2" of compacted asphalt.	
Walkway	42" Sidewalk from front porch to driveway	

CV 26R Irish Milton, VT



Frame	
Exterior Walls	2x6 SPF 24" o.c.
Interior Walls	2x4 SPF 24" o.c.
Laundry Chute	Laundry Chute at Half Wall on Second Floor Top of Stairs, through Powder Room, to Laundry Machine area in Lower Level
Plate Height	9'-1" on first floor and 9' in lower level
Plate	2x6 treated southern yellow pine with foam sill seal
Floor Framing	2x10 SPF 19.2" o.c.
Sub Flooring	3/4" 4x8 T&G OSB glued and nailed
Girders	2 or 3 ply 2x12, nailed and glued, as specified by engineering load design, supported by 3-1/2" concrete filled lally columns in Lower Level
Sheathing	7/16" 4x8 OSB
Roof	Pre-engineered roof trusses 24" o.c. 5/8" T&G OSB rated sheeting
Roof Pitch	Pitches: 7/12 at Main House; 9/12 at Front Porch; 4.5/12 at Garage
House Wrap	Professional house wrap with flashing around all windows and doors
Roofing	
	Ice and water shield on eaves and valleys. Vented on ridge to achieve proper ventilation.
Underlayment	Owens Corning ProArmor Synthetic Roof Underlayment
Shingles	Owens Corning TruDefinition Shingles Limited Lifetime Warranty
Color	To be Selected by Owner
Siding/Exterior Elements	
Siding	Norandex Woodsman Select - to be selected by Owner
Gable Ends	Vinyl Shakes, Color to selected by owner - to be selected by Owner
Clapboard	Double 4", Color to be selected by owner - to be selected by Owner
Board and Baton	First Front Gable and Front Porch Gable, Color Selected by Owner
Eaves	Two piece aluminum wrapped - White
Soffit	Perforated soffit for proper venting
Corners	6" White Vinyl Corners with Foam Backer
Trim Details	Frieze board and Garage Door Trim to be PVC
Drip Edge	Galvanized
Shutters	Available as Option
Gutters & Downspouts	
Gutters & Downspouts	White Seamless Gutters
Windows	
	See Appendix A: Window Schedule
Brand	Harvey Slimline
Color	White
Construction	Vinyl, Low-E, Insulated Double-Pane
Exterior Casing	J Channel Only (Brickmould)
U-Factor	0.30
Grills	Grills Between Glass 4 over 0
Screens	Fiberglass Mesh
Exterior Doors	
	See Appendix B: Exterior and Interior Door Schedule
Brand	Therma-Tru
Color	See Exterior Paint Section
Construction	Insulated Fiberglass
Exterior Casing	5/4x4 Flat
Storm Doors	None
Overhead Garage Doors	
Model	8300 Series Insulated Steel Door
Size	16' x 7'
Design	Colonial Raised Panel Door
Color	Manufacturer White
Opener	8" lift master 1/2 horsepower electric opener
Remotes	2 remotes included
Frame Key Pad	Keyless entry punch pad



CV 26R Irish Milton, VT




Decks & Porches	
Covered Entry Porch	
Porch Framing	5' x 5' framed with PT 2x8 joists
Decking	5/4x6 PT decking
Posts	PVC wrapped and PT 6x6 Posts, 2x8 roof beams - White. Posts wrapped top and bottom.
Roof	Roof to be truss framed, roof shingles to match house
Ceiling	White vinyl bead board
Stairs	Stairs from porch to walkway to be PT box steps with 5/4x6 PT treads. Stained Total Wood Preservative - stain to be selected by Owner
Rail	Available as an Option
Finish	Porch posts, beams - CPVC White
Color	Porch decking, stair tread, risers and PT Rim stained with Total Wood Preservative - stain to be selected by Owner
Rear Deck	
Deck Framing	14' x 12' deck framed with PT 2x10 joists
Decking	5/4x6 #1 PT decking
Stairs	Available as an option
Rail	Pressure treated rail and balusters at 36"
Color	Pressure treated decking, no paint or stain
Exterior Paint	
Exterior Doors - Excluding Front Door	Painted Satin Finish, White
Exterior Trim - Including Frieze Board and Door Surrounds	Painted Satin Finish, White
Front Door	2 coats Exterior Paint, color to be selected by Owner
Sidelight	Painted Satin Finish, color to be selected by Owner
Front Porch Rail	Available as an Option
Front Porch Posts	CPVC Wrapped - White
Front Porch Roof Beams	CPVC Trim - White
Front Porch Rim board	Stained. Color to be selected by Owner
Front Porch Stair Risers	Stained. Color to be selected by Owner
Front Porch Decking	Stained. Color to be selected by Owner
Electrical & Low Voltage	
	Underground electrical service, 40 circuit 150 AMP Panel with Surge Protection. Open double slot for future solar.
Plugs and Switches	
Switch Style	Toggle
Plate Style	Toggle screw on plates
Switch Color	White
Dimmers	Available as Option
Exterior Plugs	Per Electrical Plan
Lighting	
Lighting Fixtures	See Lighting Finish Schedule (Appendix C: Light Fixtures Schedule)
Recessed Lights	None
Under Cabinet Lighting	Available as Option
Miscellaneous	
Outlets	GFI protection for all interior and exterior 240-volt outlets. 120 volt outlets in future finished areas of basement. Minimum of 2 Island Outlets. Per Electrical Plan.
Door Chime	Nutone BK125LWH: One 2-note, white door chime
Smoke/CO2	1 CO/Smoke per floor (2 Total), 1 Smoke per bedroom (2 Total) - Kidde 120V Intelligent 10 Year Lithium Battery Smoke Alarm Model P4010ACS
Bath Vents	Panasonic WhisperLite™ Fan/Light - Quiet, Spot Ventilation Solution, 110 CFM
Paddle Fan Boxes	Paddle fan rated boxes in all Bedrooms, Dining room, and Living room
Cat 5 (data/phone)	Yes, per electrical plan
TV Jacks	Yes, per electrical plan
Security/Surveillance	None
Central Vacuum	None
Audio	None
Solar Prep	Conduit running from LL up to Attic Space
Garbage Disposal	Available as Option



CV 26R Irish Milton, VT



Light Fixtures		
See Appendix C: Light Fixture Schedule		
Plumbing		
Heating and Venting		
Furnace	Ducane - 96G2UH045BV12	
Furnace Size	40,000 BTU	
Efficiency Rating	96%	
Zones	Zone 1: First Floor, Second Floor	
Second Zone	Available as Option	
Air Conditioner	Available as Option	
Thermostat	Ecobee Thermostat; First Floor	
Bath Venting	Panasonic WhisperLite™ Fan/Light - Quiet, Spot Ventilation Solution, 110 CFM Bath Fan/Light (Owners Bath and Bath #2), 50CFM Bath Fan (Powder Room). Vented to the outside.	
Dryer Venting	Vented to the outside	
Gas		
Main Kitchen Range	Yes	
Main Fireplace	Available as Option	
Dryer	No, Electric	
Furnace	Yes	
Hot Water System	Yes	
Grill Line at Deck	Available as Option	
Fireplace and Mantle		
Fireplace in Living Room	Available as Option	
Plumbing Fixtures		
See Appendix D: Plumbing Schedule		
Miscellaneous Plumbing		
Outdoor Faucets	2 Frost-Free Hose Bibs, located at back of the main house and on the side of the front porch	
Hot Water Heater	State 50 Gallon Hybrid Electric water heater	
Laundry	Washer Box Valve with single handle shutoff and drain; appliances pricing optional	
Plumbing	PVC Drainage plumbing. PEX continuous piping for all domestic water. All plumbing installed according to National Plumbing Code by licensed plumber.	
Radon	Radon Piping runs from under Lower Level concrete slab through roof. This is a passive system, no fan.	
Utility Sink	Available as Option	


CV 26R Irish Milton, VT



Cabinets & Countertops		
Cabinets		
Kitchen		
Brand	Fabuwood Galaxy/Allure Series	
Style	Full Overlay Doors	
Color	Color to be selected by Owner	
Kitchen Island		
Brand	Fabuwood Galaxy/Allure Series	
Style	Full Overlay Doors	
Color	Color to be selected by Owner	
Powder Room		
Size	30" Vanity with single bowl	
Brand	Fabuwood Galaxy/Allure Series	
Style	Full Overlay Doors	
Color	Color to be selected by Owner	
Owner's Bath		
Size	72" Vanity with 2 bowls	
Brand	Fabuwood Galaxy/Allure Series	
Style	Full Overlay Doors	
Color	Color to be selected by Owner	
Bath #2		
Size	42" Vanity with single bowl	
Brand	Fabuwood Galaxy/Allure Series	
Style	Full Overlay Doors	
Color	Color to be selected by Owner	
Countertops		
Kitchen		
Style	Classic Series Quartz	
Color	Color to be selected by Owner	
Edge Detail	Pencil Edge	
Cut-Outs	Under Mount Sink	
Backsplash	4" Quartz	
B/S Location	Perimeter Back Only	
Kitchen Island		
Style	Classic Series Quartz	
Color	Color to be selected by Owner	
Edge Detail	Pencil Edge	
Cut-Outs	None	
Powder Room		
Style	Cultured Marble with 1 integrated flush rectangle bowl	
Color	Cotton White	
Edge Detail	Square Edge	
Cut-Outs	None	
Back Splash	4" integral Cultured Marble	
B/S Location	Back Only	
Owner's Bath		
Style	Cultured Marble with 2 integrated flush rectangle bowls	
Color	Cotton White	
Edge Detail	Square Edge	
Cut-Outs	None	
Back Splash	4" integral Cultured Marble	
B/S Location	Back Only	
Bath #2		
Style	Cultured Marble with 1 integrated flush rectangle bowl	
Color	Cotton White	
Edge Detail	Square Edge	
Cut-Outs	None	
Back Splash	4" integral Cultured Marble	
B/S Location	Back Only	

CV 26R Irish Milton, VT



Wall & Trim Interior Detail Work		
Insulation		
Exterior Walls	R-21 TimberFill Dense Pack with Smart Membrane Vapor Blocker	
Interior Walls	R-13 3-1/2" Fiberglass Batts for bath walls (Soundproofing)	
Rigid Insulation	Box sill in first and second floor joists insulated with rigid insulation	
Attic	R-60 TimberFill Loose with backer boards at eaves for ventilation	
Garage	Not insulated	
Foundation	2-1/2" R-15 Thermax glued to concrete wall	
Drywall		
Living area walls	1/2" Sheet Rock, taped with 3 coats of joint compound at walls and ceilings	
Ceilings	Smooth Finish, minor shadow variations are possible in ceilings	
Garage	Unfinished	
Trim Details		
Casing	2-1/2" Colonial Casing	
Base	3-1/2" Colonial Base Board	
Wainscot	+/-60" High Wainscot at Mudroom under Black Metal Coat Hooks	
Crown	Available as Option	
Built - Ins		
	Black Metal Coat Hooks	
Laundry Chute	Laundry Chute at Half Wall on Second Floor Top of Stairs, through Powder Room, to Laundry Machine area in Lower Level	
Mirrors		
Powder Room	Provided by Owner after closing	
Owners Bath	Plate Glass mirror with ground edge, no bevel	
Bath #2	Plate Glass mirror with ground edge, no bevel	
Interior Stairs/Railing		
Main to Second Floor	Carpet Grade Stairs	
	Landing to Second Floor to have a half wall with a hardwood cap. Cap to be Clear Maple, sealed Natural. Hand Rail on wall sealed natural	
Main to Lower Level	Carpet Grade Stairs	
	Hand Rail on wall sealed natural	
Handrail Brackets	Satin Nickel	
Closet Shelving		
	All closets systems will be vented wire and the system is indicated on the plan. See Closet Plan for Details.	
Interior Paint		
Painted Interior Walls	1 coat primer 2 coats Low VOC Flat Latex Paint, Color to be selected by Owner	
Accent Wall	None	
Ceilings	To match walls	
Interior Trim	Painted, 1 coat primer, 2 coats Semi-Gloss Latex Paint, Color to be selected by Owner	
Wainscot	Painted, 1 coat primer, 2 coats Semi-Gloss Latex Paint, Color to be selected by Owner	
Interior Doors	Painted, 2 coats of Semi-Gloss Latex Paint, Color to be selected by Owner	
Laundry Chute Hopper	Painted, 1 coat primer, 2 coats Semi-Gloss Latex Paint, Color to be selected by Owner	
Main to Second Floor Stairs	Cap and Handrail Sealed to Match Wood Floor	
Main to Lower Level Stairs	Stained railing to Match Wood on First Floor	
Fireplace Mantle (optional)		

**CV 26R Irish
Milton, VT**



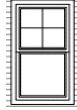
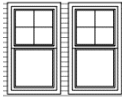

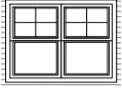





Interior Doors		
See Door Appendix B: Exterior and Interior Door Schedule		
Finish Hardware		
See Appendix E: Finish Hardware Schedule		
Flooring		
See Appendix F: Flooring Schedule		
Appliances		
See Appendix G: Appliance Schedule		
Landscaping		
Lawn	All disturbed portions of yard to be seeded. Lawn area will generally include front yard, side yard and rear yard. Lawn area to be covered with approximately 4" of native topsoil.	
8 Foundation Shrubs	To be Selected by Owner, See Landscape Plan	
8 Perennial Flowers	To be Selected by Owner, See Landscape Plan	
Cleaning		
	House cleaned prior to closing, including washing of windows	
Warranty		
	Clearview Properties, LLC Warranty as per contract	
	Continuing a policy of constant research and improvement, Clearview Properties, LLC reserves the right to make substitutions and specification changes.	

CV 26R Irish - Milton, VT



Appendix A: Window Schedule

Harvey Slimline All Vinyl Windows, Double insulated, Low E, GBG Grills 4 over 0
 6 9/16 primed interior jambs, 2 1/2 colonial case interior
 J Channel Only (Brickmould)
 EZ-Tilt cleaning
 Screens included
 Energy Star Qualified
 Maximum U Factor 0.30

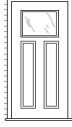




Letter	Size	Quantity	Description	Location	Image	Notes
A	35x65	3	Double Hung	Eating, Living Room		
A2	70x65	2	Double Hung	Eating, Living Room		
B	34x53	2	Double Hung	Owner's Bedroom, Bedroom #2		
B2	68x53	1	Double Hung	Lower Level - Future Family Room		
BE (RH)	34x53	3	Casement	Owner's Bedroom, Bedroom 2, Bedroom 3		
BE (LH)	34x53	1	Casement	Owner's Bedroom, Bedroom 2, Bedroom 3		
C	34x42	1	Double Hung	Bath #2		
D	34x16	1	Fixed	Owner's Bath		
F	30x48	1	Fixed	Second Floor Stairwell		
K	42x49	1	Double Hung	Kitchen		

CV 26R Irish -
Milton, VT







Appendix B: Exterior and Interior Door Schedule
EXTERIOR DOORS

Therma-Tru Smooth Star Fiberglass Exterior Doors with full weather stripping and adjustable sills
Grills between glass
6 9/16 primed jambs
5/4 x 4 flat exterior case, Double bore set-up
EZ Set Satin Nickel knob and deadbolt hardware, All doors keyed alike

	Quantity	Description	Opens	Size	Type	Hardware	Image	Notes
Foyer Entry								
I	1	S601	LH	3'-0" - 6'8"	2-Panel	Double Bore		
Garage Entry								
II	1	978HD 2 Panel Solid Steel with Spring Hinges	LH	3'-0" - 6'8"	2 Panel	Double Bore		
Living Room to Deck								
III	1	S118-LE	RH	3'0-6'8"	Full Glass	Double Bore		
Lower Level Entry								
IV	1	S118-LE	LH	3'0-6'8"	Full Glass	Double Bore		
Exterior Door Hardware								
Knobs	4	EZ - Set Keyed Entry w/deadbolt				Satin Nickel		All Keyed Alike

INTERIOR DOORS


2 Panel, Hollow core, Smooth molded hardboard, 4 9/16 PFJ split jambs
Colonial Casing both sides
Dexter Stratus Satin Nickel Hardware
Ball catches and (2) Dummy knobs per pair included

Interior Doors								
	11	Masonite Smooth	See Plans - will display more clearly with plans	TBD	2 Panel Hollow Core	Double Bore		
Interior Door Hardware								
Knobs	11	EZ - Set				Satin Nickel		
Base Bumps	11					Satin Nickel		
Hinge Bumps	11					Satin Nickel		

CV 26R Irish -
Milton, VT











Appendix C: Light Fixture Schedule

	Quantity	Description	SKU	Item	Color	Image	Notes
Garage Exterior							
	1	One Light Outdoor Wall Lantern	534299	Maxim 1024PE	Pewter		
Deck and Lower Level Entry							
	2	One Light Outdoor Wall Lantern	967425	Maxim 1025PE	Pewter		
Front Porch							
	1	LED Flush Mount	62-1801	Satco	White		
Mudroom							
	2	LED Flush Mount	62-1801	Satco	White		
Powder Room							
	1	Two Light Bath	738932	Kichler 45569NI	Brushed Nickel		Pointed Down
Foyer							
	1	Three Light Semi Flush Mount	738584	Kichler 43669NI	Brushed Nickel		
Kitchen Island							
	2	One Light Mini Pendant	738588	Kichler 43668NI	Brushed Nickel		
Kitchen Surround							
	4	LED Flush Mount	62-1801	Satco	White		
Kitchen Sink							
	1	LED Flush Mount	62-1801	Satco	White		
Dining Room							
	1	Five Light Chandelier	738590	Kichler 43665NI	Brushed Nickel		

CV 26R Irish -
Milton, VT



Living Room							
	1	Three Light Flush Mount	725440	Maxim 2681FTSN	Satin Nickel		
Stairwell							
	4	LED Flush Mount	62-1801	Satco	White		2 - Main to Lower Level 2 - Main to Second Floor
Second Floor Hallway							
	3	LED Flush Mount	62-1801	Satco	White		
Owners Bedroom							
	1	Three Light Flush Mount	725440	Maxim 2681FTSN	Satin Nickel		
Owners Vanity							
	2	Two Light Bath	738932	Kichler 45569NI	Brushed Nickel		Pointed Down
Owners Closet #1							
	1	Two Light Flush Mount	725441	Maxim 2680FTSN	Satin Nickel		
Owners Closet #2							
	1	Two Light Flush Mount	725441	Maxim 2680FTSN	Satin Nickel		
Bedroom #2							
	1	Two Light Flush Mount	725441	Maxim 2680FTSN	Satin Nickel		

CV 26R Irish -
Milton, VT




Bedroom #3							
	1	Two Light Flush Mount	725441	Maxim 2680FTSN	Satin Nickel		
Bath #2							
	1	Three Light Bath	738938	Kichler 45570NI	Brushed Nickel		Pointed Down
Other							
Garage, Future, Lower Level	12	PC Lights					Supplied by Electrician

CV 26R Irish -
Milton, VT



Appendix D: Plumbing Schedule

	Qty.	Description	Manufacturer	Product No.	Finish	Image	Notes
Kitchen							
Sink	1	32" Undermount 16 Gauge Stainless Steel Double Bowl Kitchen Sink	Krauss	KBU32	Stainless Steel		32" L x 18" W, 8.5"D, (2) Strainers and Grates
Faucet	1	Arbor Single-Handle Pull-Down Sprayer	Moen	7594C	Chrome		
Powder Bath							
Faucet	1	Eva Two-Handle Sink Faucet	Moen	6410	Chrome		
Toilet	1	Edgemere Right Height Elongated Toilet	American Standard	204AA104.020	White		16 1/2" Rim Height
Owner's Bath							
Faucet	2	Eva Two-Handle Sink Faucet	Moen	6410	Chrome		
Shower	1	Medley Shower Stall - 60" x 34"	Sterling	72430100-0	White		Straight Curtain Rod Installed.
Shower Fixture	1	Eva Collection Eco-Performance Trim Kit	Moen	T2138EP	Chrome		Moen 2520 Shower Valve
Toilet	1	Entrada Elongated Toilet Bowl	Toto	CST244EF#01	White		Universal Height 16 1/8"

CV 26R Irish -
Milton, VT















Bath #2							
Faucet	1	Eva Two-Handle Sink Faucet	Moen	6410	Chrome		
Tub/Shower	1	60-1/4" x 32" Curce Bath/Shower with RH Drain	Sterling	71220110-0	White		Straight Curtain Rod Installed.
Tub/Shower Trim	1	Eva Conversion Eco-Performance Tub/Shower Trim	Moen	T2139EP	Chrome		Moen 2520 Shower Valve
Toilet	1	Entrada Elongated Toilet Bowl	Toto	CST244EF#01	White		Universal Height 16 1/8"

CV 26R Irish -
Milton, VT



Appendix E: Finish Hardware Schedule

	Qty.	Description	Manufacturer	Product No.	Finish	Image	Notes
Kitchen Surround							
Knob	18	Allison Value 1-1/4" Diameter Knob	Amerock	53005-G10	Satin Nickel		
Kitchen Island							
Pulls	4	Allison Value 1-1/4" Diameter Knob	Amerock	53005-G10	Satin Nickel		
Powder Room							
Towel Ring	1	Eva Bathroom Hand Towel Ring	Moen	YB2886CH	Chrome		
Tissue Holder	1	Eva Collection Pivoting Toilet Paper Holder	Moen	YB2808CH	Chrome		
Owner's Bath							
Knob	7	Allison Value 1-1/4" Diameter Knob	Amerock	53005-G10	Satin Nickel		
Robe Hook	1	Eva Single Robe Hook	Moen	YB2803CH	Chrome		
Tissue Holder	1	Eva Collection Pivoting Toilet Paper Holder	Moen	YB2808CH	Chrome		
Towel Bar	1	Eva 24 in. Towel Bar	Moen	YB2824CH	Chrome		
Bath #2							
Knob	5	Allison Value 1-1/4" Diameter Knob	Amerock	53005-G10	Satin Nickel		
Robe Hook	1	Eva Single Robe Hook	Moen	YB2803CH	Chrome		
Tissue Holder	1	Eva Collection Pivoting Toilet Paper Holder	Moen	YB2808CH	Chrome		
Towel Bar	1	Eva 24 in. Towel Bar	Moen	YB2824CH	Chrome		

CV 26R Irish -
Milton, VT



Appendix F: Flooring Schedule

Wood Floors							
Location	Make	Style	Finish	Size		Image	
Kitchen, Dining Room	Lauzon Expert	Essential	TBD				3/4"
Tile Floors							
Location	Make/Style	Finish/Color	Tile Size	Orientation	Tile Grout	Image	Notes
Foyer	Anatolia Davenport	TBD	12 x 24	TBD	TBD		Standard Underlayment. Transitions to 3/4" Wood.
Mudroom	Anatolia Davenport	TBD	12 x 24	TBD	TBD		Standard Underlayment. Transitions to 3/4" Wood.
Powder	Anatolia Davenport	TBD	12 x 24	TBD	TBD		Standard Underlayment - Transitions to Mudroom Tile
Owner's Bath	Anatolia Davenport	TBD	12 x 24	TBD	TBD		Standard Underlayment. Transitions to 3/4" Wood.
Vinyl Floors							
	Make	Style	Color			Image	Notes
Bath #2	Tarkett	Fresh Start	TBD				Standard Underlayment. Transitions to Tile

CV 26R Irish -
Milton, VT





Carpet							
	Make	Style	Color	Details		Image	
Living Room	Dreamweaver	Pinpoint	TBD				Transitions to 3/4" Wood
Owners Bedroom	Dreamweaver	Pinpoint	TBD				Transitions to Tile at Owners Bathroom
Owners WICs	Dreamweaver	Pinpoint	TBD				Transitions to Dreamweaver Carpet
Bedroom #2	Dreamweaver	Pinpoint	TBD				Transitions to Dreamweaver Carpet
Bedroom #3	Dreamweaver	Pinpoint	TBD				Transitions to Dreamweaver Carpet

CV 26R Irish -
Milton, VT



Appendix G: Appliance Schedule

Appliance	Quantity	Manufacturer	Model	Color	Description	Image	Notes
Kitchen							
Refrigerator	1	GE	GNE27JYMFS	Stainless	GE Energy Star 27.0 Cu. Ft. French Door		Fingerprint Resistant Door
Gas Range	1	GE	JGB735SPSS	Stainless	GE 30" Free Standing Convection Gas Range		
Dishwasher	1	GE	GDT550PYRFS	Stainless	GE Dishwasher with Top Controls		
Microwave	1	GE	JVM3160RFSS	Stainless	GE 1.6 Cu. Ft. Over-the-Range-Microwave Oven		
Laundry Room							
Washer							Available as option
Electric Dryer							Available as option