

CV Owen - Milton, VT



OWEN HOME - CONSTRUCTION SPECIFICATIONS

Builder
Clearview Properties, LLC
1037 Hinesburg Road, Suite A
South Burlington, VT 05403

Homeowner/Project
Clearview #45R - 286 Horseshoe Circle
Milton, VT 05468

Specification Date: 4/18/23
Site Plan Date:
Plan Date:
Electric Plan Date:

Owen Plan: One story home with unfinished lower level. Approximately 1,323 square feet of living space; 1,323 square feet of unfinished Lower Level, 484 square foot 2-car garage, a 52.5 square foot front porch and a **168 square foot rear deck**.

Location	Total Square Feet
First Floor	1,323
Total Finished Square Feet	1,323
Lower Level	1,323
Garage	484
Front Porch	53
Rear Deck	168

Personal Choice Lists

PCL #	Color Code	Date
Selections	GRAPE	2/7/2024
Add Rear Deck	ORANGE	6/27/2024
	GOLD	
	GREEN	
	BLUE	
	PURPLE	
	PINK	
	HUNTER	
	SKY BLUE	
	LAVENDER	
	BROWN	
	NAVY	
	CRANBERRY	
	AQUA	
	PEACH	
	RED	

Specification and Appendix Approval

- Appendix A: Window Schedule
- Appendix B: Exterior and Interior Door Schedule
- Appendix C: Lighting Schedule
- Appendix D: Plumbing Schedule
- Appendix E: Finish Hardware Schedule
- Appendix F: Flooring Schedule
- Appendix G: Appliance Schedule

Client _____ Date _____

Client _____ Date _____

Builder Collin Frisbie _____ Date _____

CV Owen - Milton, VT






OWEN HOME - CONSTRUCTION SPECIFICATIONS

Section	Information	Image
Permits		
	Builder responsible to obtain all necessary permits including: - Soil Erosion and Sediment Control - Zoning	
Surveys		
	Home is to be staked by builder	
Site Clearing		
	Builder is responsible for all site clearing, as needed	
Utilities Connections		
	Builder responsible for all site work and site balance to include	
Water	Connection to City of Milton water system	
Sewer	Connection to City of Milton sewer system	
Gas	Connection to Natural Gas lines at road.	
Power	Underground power	
Cable	Cable TV conduit to house	
	All excavation, fill and labor is included	
Energy Package		
	Home to be built to VT Residential Building Energy Standards (RBES)	
	Compliant with Act 250 Stretch Code	
Home to Include		
	Panasonic WhisperLite™ Fan/Light - Quiet, Spot Ventilation Solution, 110 CFM Bath Fan/Light. Vented to the outside	
	Additional caulking and air sealing of joists to reduce air infiltration into the home, including shoe plate; windows; and where wires and pipes go to cold spaces	
	R-15 Rigid Thermax insulation on Interior of Lower Level - floor to top of concrete wall	
	Selected use of closed cell foam to improve overall air sealing of attic in home	
	Blower Door Test as home completed required for VT RBES	
Solar Prep	Home solar ready with conduit running from LL up to Attic Space	
Foundation		
Type	Poured Concrete	
Wall Height	8'	
Lookout Height	4' Frost Wall	
Strength	Min. 3000 PSI @2 days with steel reinforcement	
Footer	Continuous 8" x 16" reinforced	
Flat Work Concrete		
Lower Level	Poured Concrete	
Finish	Smooth	
"Keyway" Joints	Saw cut	
Thickness	4"	
Strength	House: Min. 3000 PSI @ 28 days Garage: Min. 4000 PSI @ 28 days	
Moisture Barrier	Tarred damp proofing membrane sprayed on exterior of foundation walls. 6 mil poly under concrete house slab.	
Ground water controls	Footing drains installed below footers around Lower Level and drained to daylight in back yard. Drain tile buried in clean stone; covered with mirafi fabric; clean sand fill against foundation. Site graded to shed surface water away from house.	
Rock Wall	Boulder rock walls as needed for the grading of the yard. Boulders from the site are machine-placed to create walls.	
Deck Prep	None	
Lower Level Slab Plumb	Available as an option	
Driveway/Entrance		
Drive	12" thick gravel two car driveway on top of mirafi fabric. Driveway to be finish paved with 2" of compacted asphalt.	
Walkway	42" Sidewalk from front porch to driveway	

CV Owen - Milton, VT

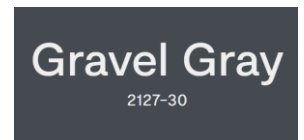


Frame		
Exterior Walls	2x6 SPF 24" o.c.	
Interior Walls	2x4 SPF 24" o.c.	
Plate Height	9'-1" on first floor and 8' in lower level	
Plate	2x6 treated southern yellow pine with foam sill seal	
Floor Framing	2x10 SPF 19.2" o.c.	
Sub Flooring	3/4" 4x8 T&G OSB glued and nailed	
Girders	2 or 3 ply 2x12, nailed and glued, as specified by engineering load design, supported by 3-1/2" concrete filled lally columns in Lower Level	
Sheathing	7/16" 4x8 OSB	
Roof	Pre-engineered roof trusses 24" o.c. 5/8" T&G OSB rated sheeting	
Roof Pitch	Pitches: 8/12 at Main House; 8/12 at Front Porch; 5/12 at front of Garage; 6/12 at Garage taper; 6/12 at rear of Garage	
House Wrap	Professional house wrap with flashing around all windows and doors	
Roofing		
	Ice and water shield on eaves and valleys. Vented on ridge to achieve proper ventilation.	
Underlayment	Owens Corning ProArmor Synthetic Roof Underlayment	
Shingles	Owens Corning TruDefinition Shingles Limited Lifetime Warranty	
Color	To be Peppercorn	
Siding/Exterior Elements		
Siding	Norandex Woodsman Select	 Russet
Gable Ends	Shakes, Color to Russet	
Clapboard	Double 4", Color to be Russet	
Board and Baton	None	
Eaves	Two piece aluminum wrapped - White	
Soffit	Perforated soffit for proper venting	
Corners	6" White Vinyl Corners with Foam Backer	
Trim Details	Frieze board and Garage Door Trim to be PVC	
Drip Edge	Galvanized	
Shutters	Available as Option	
Gutters & Downspouts		
Gutters & Downspouts	White Seamless Gutters	
Windows		
See Appendix A: Window Schedule		
Brand	Harvey Slimline	
Color	White	
Construction	Vinyl, Low-E, Insulated Double-Pane	
Exterior Casing	J Channel Only (Brickmould)	
U-Factor	0.30	
Grills	Grills Between Glass 4 over 0	
Screens	Fiberglass Mesh	
Exterior Doors		
See Appendix B: Exterior and Interior Door Schedule		
Brand	Therma-Tru	
Color	See Exterior Paint Section	
Construction	Insulated Fiberglass	
Exterior Casing	5/4x4 Flat	
Storm Doors	None	
Overhead Garage Doors		
Model	8300 Series Insulated Steel Door	
Size	16' x 7'	
Design	Colonial Raised Panel Door	
Color	Manufacturer White	
Opener	8" lift master 1/2 horsepower electric opener	
Remotes	2 remotes included	
Frame Key Pad	Keyless entry punch pad	

CV Owen - Milton, VT



Decks & Porches	
Covered Entry Porch	
Porch Framing	8' x 8' framed with PT 2x8 joists
Decking	5/4x6 PT decking
Posts	PVC wrapped and PT 6x6 Posts, 2x8 roof beams - White. Posts wrapped top and bottom.
Roof	Roof to be truss framed, roof shingles to match house
Ceiling	White vinyl bead board
Stairs	Stairs from porch to walkway to be PT box steps with 5/4x6 PT treads. Stained Total Wood Preservative - stain to be selected by Owner
Rail	Available as an Option
Finish	Porch posts, beams - CPVC White
Color	Porch decking, stair tread, risers and PT Rim stained with Total Wood Preservative - stain to be selected by Owner
Rear Deck	
Deck Framing	14' x 12' deck framed with PT 2x10 joists
Decking	5/4x6 #1 PT decking
Stairs	None
Rail	Pressure treated rail and balusters at 36"
Color	Pressure treated decking, NO paint or stain
Exterior Paint	
Exterior Doors - Excluding Front Door	Painted Satin Finish, White
Exterior Trim - Including Frieze Board and Door Surrounds	Painted Satin Finish, White
Front Door	2 coats Exterior Paint, Color to be Benjamin Moore Gravel Gray 2127-30
Sidelight	Painted Satin Finish, Color to be Benjamin Moore Gravel Gray 2127-30
Front Porch Rail	Available as an Option
Front Porch Posts	CPVC Wrapped - White
Front Porch Roof Beams	CPVC Trim - White
Front Porch Rim board	Stained. Color to be Color to be 1503 Dark Oak
Front Porch Stair Risers	Stained. Color to be Color to be 1503 Dark Oak
Front Porch Decking	Stained. Color to be Color to be 1503 Dark Oak
Electrical & Low Voltage	
	Underground electrical service, 40 circuit 200 AMP Panel with Surge Protection. Open double slot for future solar.
Plugs and Switches	
Switch Style	Toggle
Plate Style	Toggle screw on plates
Switch Color	White
Dimmers	Available as Option
Exterior Plugs	Per Electrical Plan
Lighting	
Lighting Fixtures	See Lighting Finish Schedule (Appendix C: Light Fixtures Schedule)
Recessed Lights	13 Click Lights: Kitchen 4, Front Porch 2, Main Hallway 3, Mudroom 2, Hall to Owner's Bedroom 2
Under Cabinet Lighting	Available as Option
Miscellaneous	
Outlets	GFI protection for all interior and exterior 240-volt outlets. 120 volt outlets in future finished areas of basement. Minimum of 2 Island Outlets. Per Electrical Plan.
Door Chime	Nutone BK125LWH: One 2-note, white door chime
Smoke/CO2	1 CO/Smoke per floor (2 Total), 1 Smoke per bedroom (2 Total) - Kidde 120V Intelligent 10 Year Lithium Battery Smoke Alarm Model P4010ACS
Bath Vents	Panasonic WhisperLite™ Fan/Light - Quiet, Spot Ventilation Solution, 110 CFM
Paddle Fan Boxes	Paddle fan rated boxes in all Bedrooms, Dining room, and Living room
Cat 5 (data/phone)	Yes, per electrical plan
TV Jacks	Yes, per electrical plan
Security/Surveillance	None
Central Vacuum	None
Audio	None
Solar Prep	Conduit running from LL up to Attic Space
Garbage Disposal	Available as Option



1503 Dark Oak




**CV Owen -
Milton, VT**



See Appendix C: Light Fixture Schedule





CV Owen - Milton, VT



Plumbing		
Heating and Venting		
Furnace	Ducane - 96G2UH045BV12	
Furnace Size	40,000 BTU	
Efficiency Rating	96%	
Zones	Zone 1: First Floor	
Second Zone	Available as Option	
Air Conditioner	Available as Option	
Thermostat	Ecobee Thermostat; First Floor	
Bath Venting	Panasonic WhisperLite™ Fan/Light - Quiet, Spot Ventilation Solution, 110 CFM Bath Fan/Light. Vented to the outside (Owners Bath and Bath #2)	
Dryer Venting	Vented to the outside	
Gas		
Main Kitchen Range	Yes	
Main Fireplace	Available as Option	
Dryer	No, Electric	
Furnace	Yes	
Hot Water System	Yes	
Grill Line at Deck	Available as Option	
Fireplace and Mantle		
Fireplace in Living Room	Available as Option	
Plumbing Fixtures		
See Appendix D: Plumbing Schedule		
Miscellaneous Plumbing		
Outdoor Faucets	2 Frost-Free Hose Bibs, located at back of the main house and on the side of the front porch	
Hot Water Heater	State 50 Gallon Hybrid Electric water heater	
Laundry	Washer Box Valve with single handle shutoff and drain; appliances pricing optional	
Plumbing	PVC Drainage plumbing. PEX continuous piping for all domestic water. All plumbing installed according to National Plumbing Code by licensed plumber.	
Radon	Radon Piping runs from under Lower Level concrete slab through roof. This is a passive system, no fan.	
Utility Sink	Available as Option	

CV Owen - Milton, VT



Cabinets & Countertops		
Cabinets		
Kitchen		
Brand	Fabuwood Galaxy/Allure Series	
Style	Full Overlay Doors	
Color	Color to be Frost	
Kitchen Island		
Brand	Fabuwood Galaxy/Allure Series	
Style	Full Overlay Doors	
Color	Color to be Frost	
Owner's Bath		
Size	72" Vanity with 2 bowls	
Brand	Fabuwood Galaxy/Allure Series	
Style	Full Overlay Doors	
Color	Color to be Timber	
Bath #2		
Size	42" Vanity with single bowl	
Brand	Fabuwood Galaxy/Allure Series	
Style	Full Overlay Doors	
Color	Color to be Horizon	
Countertops		
Kitchen		
Style	Classic Series Quartz	
Color	Color to be Desert Silver	
Edge Detail	Pencil Edge	
Cut-Outs	Under Mount Sink	
Backsplash	4" Quartz	
B/S Location	Perimeter Back Only	
Kitchen Island		
Style	Classic Series Quartz	
Color	Color to be Desert Silver	
Edge Detail	Pencil Edge	
Cut-Outs	None	
Owner's Bath		
Style	Cultured Marble with 2 integrated flush rectangle bowls	
Color	Cotton White	
Edge Detail	Square Edge	
Cut-Outs	None	
Back Splash	4" integral Cultured Marble	
B/S Location	Back Only	
Bath #2		
Style	Cultured Marble with 1 integrated flush rectangle bowls	
Color	Cotton White	
Edge Detail	Square Edge	
Cut-Outs	None	
Back Splash	4" integral Cultured Marble	
B/S Location	Back Only	
Wall & Trim Interior Detail Work		
Insulation		
Exterior Walls	5-1/2" 'R-21 Timberfill Dense-Pack	
Interior Walls	3-1/2" 'R-11 Fiberglass Batts for bath walls (Soundproofing)	
Rigid Insulation	Box sill in first and second floor joists insulated with 3" Foam R-21 Rim insulated with 4" Foam R-26.	
Attic	18" R-60 Timberfill with backer boards at eaves for ventilation	
Garage	Not insulated	
Foundation	2-1/2" R-15 Thermax glued to concrete wall	
Drywall		
Living area walls	1/2" Sheet Rock, taped with 3 coats of joint compound at walls and ceilings	
Ceilings	Smooth Finish, minor shadow variations are possible in ceilings	
Garage	Unfinished	

CV Owen - Milton, VT



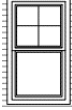
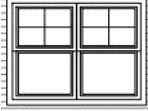
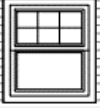
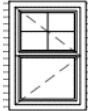
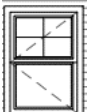
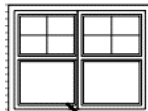
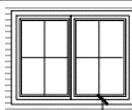
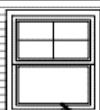

Trim Details		
Casing	2-1/2" Colonial Casing	
Base	3-1/2" Colonial Base Board	
Wainscot	+/-60" High Wainscot at Mudroom under Black Metal Coat Hooks	
Crown	Available as Option	
Built - Ins		
	Bench with Cubbies, Black Metal Coat Hooks	
Mirrors		
Owners Bath	Plate Glass mirror with ground edge, no bevel	
Bath #2	Plate Glass mirror with ground edge, no bevel	
Interior Stairs/Railing		
Main to Lower Level	Carpet Grade Stairs	
	Rail on wall stained	
	Half wall, cap stained to match wood floor	
Handrail Brackets	Satin Nickel	
Closet Shelving		
	All closets systems will be vented wire and the system is indicated on the plan. See Closet Plan for Details.	
Interior Paint		
Painted Interior Walls	1 coat primer 2 coats Low VOC Flat Latex Paint, Color to be BM Pale Oak OC-20, OK to Color Match	
Accent Wall	None	
Ceilings	To match walls	
Interior Trim	Painted, 1 coat primer, 2 coats Semi-Gloss Latex Paint, Color to be SW Pure White 7005, OK to Color Match	
Wainscot	Painted, 1 coat primer, 2 coats Semi-Gloss Latex Paint, Color to be SW Pure White 7005, OK to Color Match	
Interior Doors	Painted, 2 coats of Semi-Gloss Latex Paint, Color to be SW Pure White 7005, OK to Color Match	
Fireplace Mantle (optional)		
Main to Lower Level Stairs	Sealed railing to Match Wood on First Floor	
Interior Doors		
See Door Appendix B: Exterior and Interior Door Schedule		
Finish Hardware		
See Appendix E: Finish Hardware Schedule		
Flooring		
See Appendix F: Flooring Schedule		
Appliances		
See Appendix G: Appliance Schedule		
Landscaping		
Lawn	All disturbed portions of yard to be seeded. Lawn area will generally include front yard, side yard and rear yard. Lawn area to be covered with approximately 4" of native topsoil.	
8 Foundation Shrubs	To be Selected by Owner, See Landscape Plan	
8 Perennial Flowers	To be Selected by Owner, See Landscape Plan	
Cleaning		
	House cleaned prior to closing, including washing of windows	
Warranty		
	Clearview Properties, LLC Warranty as per contract	
	Continuing a policy of constant research and improvement, Clearview Properties, LLC reserves the right to make substitutions and specification changes.	

CV Owen - Milton, VT



Appendix A: Window Schedule





Harvey Slimline All Vinyl Windows, Double insulated, Low E, GBG Grills 4 over 0
 6 9/16 primed interior jambs, 2 1/2 colonial case interior
 J Channel Only (Brickmould)
 EZ-Tilt cleaning
 Screens included
 Energy Star Qualified
 Maximum U Factor 0.30

	Letter	Size	Quantity	Description	Location	Image	Notes
	A	35x65	3	Double Hung	Living Room		
	B2	68x53	1	Double Hung	Dining Room		
	C	34x42	2	Double Hung	Owner Bath, Lower Level (Future Bath)		
	E	34x53	1	Casement	Owner Bedroom		
	E	34x53	1	Casement	Owner Bedroom		
	F2	68x53	1	Slider	Bedroom #2		
	EG	55x48	2	Egress	Lower Level		
	K	38x49	1	Double Hung	Kitchen		
	G	36x24	1	Concrete Hopper	Lower Level		

Appendix B: Exterior and Interior Door Schedule

EXTERIOR DOORS

Therma-Tru Smooth Star Fiberglass Exterior Doors with full weather stripping and adjustable sills
Grills between glass
6 9/16 primed jambs
5/4 x 4 flat exterior case, Double bore set-up
EZ Set Satin Nickel knob and deadbolt hardware, All doors keyed alike

	Quantity	Description	Opens	Size	Type	Hardware	Image	Notes
Foyer Entry								
	1	S6021 1 Panel with S210SL	RH	3'-0" - 6'8"	1 Panel	Double Bore		
Garage Entry								
	1	S220 2 Panel	LH	3'-0" - 6'8"	2 Panel	Double Bore		
Dining Room Entry from Deck								
	1	S118-LE	LH	3'-0-6'8"	Full Lite	Double Bore		
Exterior Door Hardware								
Knobs	3	EZ - Set Keyed Entry w/deadbolt				Satin Nickel		All Keyed Alike

INTERIOR DOORS









2 Panel, Hollow core, Smooth molded hardboard, 4 9/16 PFJ split jambs
Colonial Casing both sides
Dexter Stratus Satin Nickel Hardware
Ball catches and (2) Dummy knobs per pair included

Interior Doors								
	Quantity	Description	Opens	Size	Type	Hardware	Image	Notes
	8	Masonite Smooth	See Plans - will display more clearly with plans	TBD	2 Panel Hollow Core	Double Bore		
	1 Pair	Masonite Smooth	See Plans - will display more clearly with plans	TBD	2 Panel Hollow Core	Double Bore		
Interior Door Hardware								
Knobs	9	EZ - Set				Satin Nickel		
Dummy Knobs	2					Satin Nickel		
Base Bumps	11					Satin Nickel		
Hinge Bumps	11					Satin Nickel		

CV Owen -
Milton, VT



Appendix C: Light Fixture Schedule

	Quantity	Description	SKU	Item	Color	Image	Notes
Garage Exterior							
	1	One Light Outdoor Wall Lantern	143182	Maxim 35016BK	Black		CV 44R
Rear Yard							
	1	One Light Outdoor Wall Lantern	143190	Maxim 35015BK	Black		CV 44R
Front Porch							
	2	LED Flush Mount	62-1801	Satco	White		
Mudroom							
	3	LED Flush Mount	62-1801	Satco	White		
Foyer							
	1	THREE LIGHT SEMI-FLUSH MOUNT	3599727	Golden#: 1084-SF BCB-WW	Brushed Champagne Bronze		CV 44R
Kitchen Island							
	2	One Light Mini Pendant	3245070	Golden#: 3306-S BCB-OP	Brushed Champagne Bronze		CV 44R
Kitchen Surround							
	4	LED Flush Mount	62-1801	Satco	White		
Kitchen Sink							
	1	LED Flush Mount	62-1801	Satco	White		
Dining Room							
	1	SIX LIGHT PENDANT	3249631	Golden#: 8316-LP BCB	Brushed Champagne Bronze		CV 44R

CV Owen -
Milton, VT













Living Room							
	1	Three Light Flush Mount	725440	Maxim 2681FTSN	Satin Nickel		CV 44R
Stairwell							
	1	LED WALL SCONCE	3331446	W.A.C. Lighting#: WS-45105-35-WT	White		Main to Lower Level
Owners Bedroom Hallway							
	2	LED Flush Mount	62-1801	Satco	White		
Owners Bedroom							
	1	Three Light Flush Mount	725440	Maxim 2681FTSN	Satin Nickel		CV 44R
Owners Vanity							
	2	Two Light Bath	3599783	Golden#: 3306-BA2 CH-SF	Chrome		Pointed Down CV 44R
Owners Closet							
	1	Two Light Flush Mount	725441	Maxim 2680FTSN	Satin Nickel		CV 44R
Bedroom #2							
	1	Two Light Flush Mount	725441	Maxim 2680FTSN	Satin Nickel		CV 44R
Bath #2							
	1	Three Light Bath	104769	Golden#: 3306-BA3 CH-OP	Chrome		Pointed Down CV 44R
Other							
Garage, Future, Lower Level	8	PC Lights					Supplied by Electrician

CV Owen -
Milton, VT













Appendix D: Plumbing Schedule

	Qty.	Description	Manufacturer	Product No.	Finish	Image	Notes
Kitchen							
Sink	1	33 1/2" x 18 1/2" x 30 1/2" Blanco Diamond Super Single Undermount Sink	Blanco	SKU: 441768	Anthracite		
Faucet	1	Simplix	Kohler	K - 596-VS	Vibrant Stainless		CV 44R No Deck Plate
Owner's Bath							
Faucet	2	Simplix® Centerset bathroom sink faucet, 1.2 gpm	Kohler	K-27388-4-CP	Chrome		CV 44R
Shower	1	ENSEMBLE™ CURVE 60" x 34" Vikrell® shower, center drain	Sterling	72230100-0	White		Straight Curtain Rod Installed.
Shower Fixture	1	Simplix® Rite-Temp® shower trim kit, 1.75 gpm	Kohler	K-TS27392-4G-CP	Chrome		CV 44R
Toilet	1	Edgemere Right Height Elongated Toilet	American Standard	204AA104.020	White		16 1/2" Rim Height
Bath #2							
Faucet	1	Simplix® Centerset bathroom sink faucet, 1.2 gpm	Kohler	K-27388-4-CP	Chrome		CV 44R
Tub/Shower	1	60-1/4" x 32" Curve Bath/Shower with RH Drain	Sterling	71220120-0	White		Straight Curtain Rod Installed.
Tub/Shower Trim	1	Simplix® Rite-Temp® bath and shower trim kit, 1.75 gpm	Kohler	K-TS27391-4G-CP	Chrome		CV 44R
Toilet	1	Edgemere Right Height Elongated Toilet	American Standard	204AA104.020	White		16 1/2" Rim Height

CV Owen -
Milton, VT









Appendix E: Finish Hardware Schedule

	Qty.	Description	Manufacturer	Product No.	Finish	Image	Notes
Kitchen Surround							
Knob	20	OCULUS KNOB 1 1/8 INCH HONEY BRONZE	Top Knobs	TK591HB	Honey Bronze		CV 44R
Kitchen Island							
Knob	8	OCULUS KNOB 1 1/8 INCH HONEY BRONZE	Top Knobs	TK591HB	Honey Bronze		CV 44R
Owner's Bath							
Knob	7	BLACKROCK™ 1-5/16in(33mm) Diameter Knob	Amerock	BP5527026	Polished Chrome		CV 44R
Robe Hook	1	Simplice® Robe hook	Kohler	K-27395-CP	Chrome		CV 44R
Tissue Holder	1	Simplice® Pivoting toilet paper holder	Kohler	K-27397-CP	Chrome		CV 44R
Towel Bar	1	Simplice® 24" towel bar	Kohler	K-27394-CP	Chrome		CV 44R
Bath #2							
Knob	4	BLACKROCK™ 1-5/16in(33mm) Diameter Knob	Amerock	BP5527026	Polished Chrome		CV 44R
Robe Hook	1	Simplice® Robe hook	Kohler	K-27395-CP	Chrome		CV 44R
Tissue Holder	1	Simplice® Pivoting toilet paper holder	Kohler	K-27397-CP	Chrome		CV 44R
Towel Bar	1	Simplice® 24" towel bar	Kohler	K-27394-CP	Chrome		CV 44R

CV Owen -
Milton, VT







Appendix F: Flooring Schedule

Wood Floors							
Location	Make	Style	Finish	Size		Image	
Foyer, Hallway, Kitchen, Dining Room, Living Room	Hallmark	Novella	Melville Hickory				Height 7/16"
Tile Floors							
Location	Make/Style	Finish/Color	Tile Size	Orientation	Tile Grout	Image	Notes
Owner's Bath	Anatolia Form - Hexagon Frame	Ice Matte	7" Hex	N/A	Smoke Grey		Standard Underlayment. Transitions to carpet.
Mudroom	Anatolia Davenport	Earth	12 x 24	50% Stagger Long Edge to Mudroom Door	Stormy Grey		Standard Underlayment. Transitions to 7/16" Wood.
Vinyl Floors							
	Make	Style	Color			Image	Notes
Bath #2	Mannington Benchmark	Penny Lane	Quartzite with Granite				Standard Underlayment. Transitions to Tile
Laundry	Mannington Benchmark	Penny Lane	Quartzite with Granite				Standard Underlayment. Transitions to Carpet
Carpet							
	Make	Style	Color	Details		Image	
Owners Bedroom	Dreamweaver	Pinpoint	Greystone				Transitions to Tile at Owners Bathroom
Owners WIC	Dreamweaver	Pinpoint	Greystone				Transitions to Dreamweaver Carpet
Den/Bedroom 2	Dreamweaver	Pinpoint	Greystone				Transitions to 7/16" Wood

CV Owen -
Milton, VT



Appendix G: Appliance Schedule

Appliance	Quantity	Manufacturer	Model	Color	Description	Image	Notes
Kitchen							
Refrigerator	1	GE	GNE27JYMFS	Stainless	GE Energy Star 27.0 Cu. Ft. French Door		Fingerprint Resistant Door
Gas Range	1	GE	GGF600AVSS	Stainless	GE® 30" Free-Standing Gas Convection Range with No Preheat Air Fry and EasyWash™ Oven Tray		
Dishwasher	1	GE	GDT550PYRFS	Stainless	GE Dishwasher with Top Controls		
Microwave	1	GE	JVM3160RFSS	Stainless	GE 1.6 Cu. Ft. Over-the-Range-Microwave Oven		
Laundry Room							
Washer							Available as option
Electric Dryer							Available as option