

OR 02 - Jericho, VT



WENTWORTH HOME - CONSTRUCTION SPECIFICATIONS

Builder
Sterling Homes Properties, LLC
1037 Hinesburg Road, Suite A
South Burlington, VT 05403

Homeowner/Project
OR 02
79 Hawthorn Lane
Jericho, VT

Specification Date: 2/13/25
Site Plan Date:
Plan Date:
Electric Plan Date:

Wentworth Plan: One story home with unfinished lower level. Approximately 1,490 square feet of living space; 1,490 square feet of unfinished Lower Level, 462 square foot 2-car garage, and a 54 square foot front porch.

| Location | Total Square Feet |
|-----------------------------------|-------------------|
| First Floor | 1,490 |
| Total Finished Square Feet | 1,490 |
| Lower Level | 1,490 |
| Garage | 462 |
| Front Porch | 54 |

Personal Choice Lists

| PCL # | Color Code | Date |
|-------|------------|------|
| | GRAPE | |
| | ORANGE | |
| | GREEN | |
| | BLUE | |
| | PURPLE | |
| | PINK | |
| | HUNTER | |
| | SKY BLUE | |
| | LAVENDER | |
| | BROWN | |
| | NAVY | |
| | CRANBERRY | |
| | AQUA | |
| | PEACH | |
| | RED | |

Specification and Appendix Approval

- Appendix A: Window Schedule
- Appendix B: Exterior and Interior Door Schedule
- Appendix C: Lighting Schedule
- Appendix D: Plumbing Schedule
- Appendix E: Finish Hardware Schedule
- Appendix F: Flooring Schedule
- Appendix G: Appliance Schedule

Client _____ Date _____

Client _____ Date _____

Builder Collin Frisbie _____ Date _____

OR 02 -
Jericho, VT



WENTWORTH HOME - CONSTRUCTION SPECIFICATIONS

| Section | Information | Image |
|------------------------------|--|-------|
| Permits | | |
| | Builder responsible to obtain all necessary permits including: - Soil Erosion and Sediment Control - Zoning | |
| Surveys | | |
| | Home is to be staked by builder | |
| Site Clearing | | |
| | Builder is responsible for all site clearing, as needed | |
| Utilities Connections | | |
| | Builder responsible for all site work and site balance to include | |
| Water | Private Well | |
| Sewer | Private Septic System | |
| Gas | Connection to Client Provided Propane Tank | |
| Power | Underground power | |
| Cable | Cable TV conduit to house | |
| | All excavation, fill and labor is included | |
| Energy Package | | |
| | Home to be built to VT Residential Building Energy Standards (RBES) | |
| Home to Include | | |
| | Panasonic WhisperLite™ Fan/Light - Quiet, Spot Ventilation Solution, 110 CFM Bath Fan/Light. Vented to the outside | |
| | Additional caulking and air sealing of joists to reduce air infiltration into the home, including shoe plate; windows; and where wires and pipes go to cold spaces | |
| | R-15 Rigid Thermax insulation on Interior of Lower Level - floor to top of concrete wall | |
| | Selected use of closed cell foam to improve overall air sealing of attic in home | |
| | Blower Door Test as home completed required for VT RBES | |
| Solar Prep | Home solar ready with conduit running from LL up to Attic Space | |
| Foundation | | |
| Type | Poured Concrete | |
| Wall Height | 8' | |
| Lookout Height | 4' Frost Wall | |
| Strength | Min. 3000 PSI @2 days with steel reinforcement | |
| Footer | Continuous 8" x 16" reinforced | |
| Flat Work Concrete | | |
| Lower Level | Poured Concrete | |
| Finish | Smooth | |
| "Keyway" Joints | Saw cut | |
| Thickness | 4" | |
| Strength | House: Min. 3000 PSI @ 28 days Garage: Min. 4000 PSI @ 28 days | |
| Moisture Barrier | Tarred damp proofing membrane sprayed on exterior of foundation walls. 6 mil poly under concrete house slab. | |
| Ground water controls | Footing drains installed below footers around Lower Level and drained to daylight in back yard. Drain tile buried in clean stone; covered with mirafi fabric; clean sand fill against foundation. Site graded to shed surface water away from house. | |
| Rock Wall | Boulder rock walls as needed for the grading of the yard. Boulders from the site are machine-placed to create walls. | |
| Lower Level Slab Plumb | Available as an option | |
| Driveway/Entrance | | |
| Drive | 12" thick gravel two car driveway on top of mirafi fabric. | |
| Walkway | 42" Sidewalk from front porch to driveway | |

OR 02 - Jericho, VT



| Frame | |
|--------------------------|---|
| Exterior Walls | 2x6 SPF 24" o.c. |
| Interior Walls | 2x4 SPF 24" o.c. |
| Plate Height | 9'-1" on first floor and 8' in lower level |
| Plate | 2x6 treated southern yellow pine with foam sill seal |
| Floor Framing | 11-7/8" Truss Joist TJI 230 Series I-joists @ 24" o.c. |
| Sub Flooring | 3/4" 4x8 T&G OSB glued and nailed |
| Girders | '2 or 3 ply Truss Joist Microlam LVL, nailed and glued, as specified by engineering load design, supported by 3-1/2" concrete filled lally columns in Lower Level |
| Sheathing | 7/16" 4x8 OSB |
| Roof | Pre-engineered roof trusses 24" o.c. 5/8" T&G OSB rated sheathing |
| Roof Pitch | Pitches: 8/12 at Main House; 8/12 at Front Porch; 5/12 at front of Garage; 6/12 at rear of Garage |
| House Wrap | Professional house wrap with flashing around all windows and doors |
| Roofing | |
| | Ice and water shield on eaves and valleys. Vented on ridge to achieve proper ventilation. |
| Underlayment | Owens Corning ProArmor Synthetic Roof Underlayment |
| Shingles | Owens Corning TruDefinition Shingles Limited Lifetime Warranty |
| Color | To be Selected by Owner |
| Siding/Exterior Elements | |
| Siding | Norandex Woodsman Select - to be selected by Owner |
| Gable Ends | Vinyl Shakes, Color to selected by owner - to be selected by Owner |
| Clapboard | Double 4", Color to be selected by owner - to be selected by Owner |
| Board and Baton | None |
| Eaves | Two piece aluminum wrapped - White |
| Soffit | Perforated soffit for proper venting |
| Corners | 6" White Vinyl Corners with Foam Backer |
| Trim Details | Frieze board and Garage Door Trim to be PVC |
| Drip Edge | Galvanized |
| Shutters | Available as Option |
| Gutters & Downspouts | |
| Gutters & Downspouts | White Seamless Gutters |
| Windows | |
| | See Appendix A: Window Schedule |
| Brand | Harvey Slimline |
| Color | White |
| Construction | Vinyl, Low-E, Insulated Double-Pane |
| Exterior Casing | J Channel Only (Brickmould) |
| U-Factor | 0.30 |
| Grills | Grills Between Glass 6 over 0 |
| Screens | Fiberglass Mesh |
| Exterior Doors | |
| | See Appendix B: Exterior and Interior Door Schedule |
| Brand | Therma-Tru |
| Color | See Exterior Paint Section |
| Construction | Insulated Fiberglass |
| Exterior Casing | 5/4x4 Flat |
| Storm Doors | None |
| Overhead Garage Doors | |
| Model | 8300 Series Insulated Steel Door |
| Size | 16' x 7' |
| Design | Colonial Raised Panel Door |
| Color | Manufacturer White |
| Opener | 8" lift master 1/2 horsepower electric opener |
| Remotes | 2 remotes included |
| Frame Key Pad | Keyless entry punch pad |



OR 02 - Jericho, VT




| Decks & Porches | |
|---|---|
| Covered Entry Porch | |
| Porch Framing | 6' x 9' framed with PT 2x8 joists |
| Decking | 5/4x6 PT decking |
| Posts | PVC wrapped and PT 6x6 Posts, 2x8 roof beams - White. Posts wrapped top and bottom. |
| Roof | Roof to be truss framed, roof shingles to match house |
| Ceiling | White vinyl bead board |
| Stairs | Stairs from porch to walkway to be PT box steps with 5/4x6 PT treads. Stained Total Wood Preservative - stain to be selected by Owner |
| Rail | Available as an Option |
| Finish | Porch posts, beams - CPVC White |
| Color | Porch decking, stair tread, risers and PT Rim stained with Total Wood Preservative - stain to be selected by Owner |
| Rear Deck | Available as an Option |
| Exterior Paint | |
| Exterior Doors - Excluding Front Door | Painted Satin Finish, White |
| Exterior Trim - Including Frieze Board and Door Surrounds | Painted Satin Finish, White |
| Front Door | 2 coats Exterior Paint, color to be selected by Owner |
| Sidelight | Painted Satin Finish, color to be selected by Owner |
| Front Porch Rail | Available as an Option |
| Front Porch Posts | CPVC Wrapped - White |
| Front Porch Roof Beams | CPVC Trim - White |
| Front Porch Rim board | Stained. Color to be selected by Owner |
| Front Porch Stair Risers | Stained. Color to be selected by Owner |
| Front Porch Decking | Stained. Color to be selected by Owner |
| Electrical & Low Voltage | |
| | Underground electrical service, 40 circuit 150 AMP Panel with Surge Protection. Open double slot for future solar. |
| Plugs and Switches | |
| Switch Style | Toggle |
| Plate Style | Toggle screw on plates |
| Switch Color | White |
| Dimmers | Available as Option |
| Exterior Plugs | Per Electrical Plan |
| Lighting | |
| Lighting Fixtures | See Lighting Finish Schedule (Appendix C: Light Fixtures Schedule) |
| Recessed Lights | 13 Click Lights: Kitchen 4, Front Porch 2, Main Hallway 3, Mudroom 2, Hall to Owner's Bedroom 2 |
| Under Cabinet Lighting | Available as Option |
| Miscellaneous | |
| Outlets | GFI protection for all interior and exterior 240-volt outlets. 120 volt outlets in future finished areas of basement. Minimum of 2 Island Outlets. Per Electrical Plan. |
| Door Chime | Nutone BK125LWH: One 2-note, white door chime |
| Smoke/CO | 1 CO/Smoke per floor (2 Total), 1 Smoke per bedroom (2 Total) - Kidde 120V Intelligent 10 Year Lithium Battery Smoke Alarm Model P4010ACS |
| Bath Vents | Panasonic WhisperLite™ Fan/Light - Quiet, Spot Ventilation Solution, 110 CFM |
| Paddle Fan Boxes | Paddle fan rated boxes in all Bedrooms, Dining room, and Living room |
| Cat 5 (data/phone) | Yes, per electrical plan |
| TV Jacks | Yes, per electrical plan |
| Security/Surveillance | None |
| Central Vacuum | None |
| Audio | None |
| Solar Prep | Conduit running from LL up to Attic Space |
| Garbage Disposal | Available as Option |



OR 02 - Jericho, VT



| | | |
|---|--|---|
| Light Fixtures | | |
| See Appendix C: Light Fixture Schedule | | |
| Plumbing | | |
| Heating and Venting | | |
| Furnace | Ducane - 96G2UH045BV12 |  |
| Furnace Size | 40,000 BTU | |
| Efficiency Rating | 96% | |
| Zones | Zone 1: First Floor | |
| Second Zone | Available as Option | |
| Air Conditioner | Available as Option | |
| Thermostat | Ecobee Thermostat; First Floor | |
| Bath Venting | Panasonic WhisperLite™ Fan/Light - Quiet, Spot Ventilation Solution, 110 CFM Bath Fan/Light. Vented to the outside (Owners Bath and Bath #2) | |
| Dryer Venting | Vented to the outside | |
| Gas | | |
| Main Kitchen Range | Yes | |
| Main Fireplace | Available as Option | |
| Dryer | No, Electric | |
| Furnace | Yes | |
| Hot Water System | Yes | |
| Grill Line at Deck | Available as Option | |
| Fireplace and Mantle | | |
| Fireplace in Living Room | Available as Option | |
| Plumbing Fixtures | | |
| See Appendix D: Plumbing Schedule | | |
| Miscellaneous Plumbing | | |
| Outdoor Faucets | 2 Frost-Free Hose Bibs, located at back of the main house and on the side of the front porch | |
| Hot Water Heater | State 50 Gallon Gas Water Heater | |
| Laundry | Washer Box Valve with single handle shutoff and drain; appliances pricing optional | |
| Plumbing | PVC Drainage plumbing. PEX continuous piping for all domestic water. All plumbing installed according to National Plumbing Code by licensed plumber. | |
| Radon | Radon Piping runs from under Lower Level concrete slab through roof. This is a passive system, no fan. | |
| Utility Sink | Available as Option | |


OR 02 - Jericho, VT



| Cabinets & Countertops | | |
|---|---|---|
| Cabinets | | |
| Kitchen | |  |
| Brand | Fabuwood Galaxy/Allure Series | |
| Style | Full Overlay Doors | |
| Color | Color to be selected by Owner | |
| Kitchen Island | | |
| Brand | Fabuwood Galaxy/Allure Series | |
| Style | Full Overlay Doors | |
| Color | Color to be selected by Owner | |
| Owner's Bath | | |
| Size | 72" Vanity with 2 bowls | |
| Brand | Fabuwood Galaxy/Allure Series | |
| Style | Full Overlay Doors | |
| Color | Color to be selected by Owner | |
| Bath #2 | | |
| Size | 42" Vanity with single bowl | |
| Brand | Fabuwood Galaxy/Allure Series | |
| Style | Full Overlay Doors | |
| Color | Color to be selected by Owner | |
| Countertops | | |
| Kitchen | | |
| Style | Classic Series Quartz | |
| Color | Color to be selected by Owner | |
| Edge Detail | Pencil Edge | |
| Cut-Outs | Under Mount Sink | |
| Backsplash | 4" Quartz | |
| B/S Location | Perimeter Back Only | |
| Kitchen Island | | |
| Style | Classic Series Quartz | |
| Color | Color to be selected by Owner | |
| Edge Detail | Pencil Edge | |
| Cut-Outs | None | |
| Owner's Bath | |  |
| Style | Cultured Marble with 2 integrated flush rectangle bowls | |
| Color | Cotton White | |
| Edge Detail | Square Edge | |
| Cut-Outs | None | |
| Back Splash | 4" integral Cultured Marble | |
| B/S Location | Back Only | |
| Bath #2 | |  |
| Style | Cultured Marble with 1 integrated flush rectangle bowls | |
| Color | Cotton White | |
| Edge Detail | Square Edge | |
| Cut-Outs | None | |
| Back Splash | 4" integral Cultured Marble | |
| B/S Location | Back Only | |
| Wall & Trim Interior Detail Work | | |
| Insulation | | |
| Exterior Walls | 5-1/2" 'R-21 Timberfill Dense-Pack | |
| Interior Walls | R-13 3-1/2" Fiberglass Batts for bath walls (Soundproofing) | |
| Rigid Insulation | Box sill in first and second floor joists insulated with 3" Foam R-21 Rim insulated with 4" Foam R-26. | |
| Attic | 18" R-60 Timberfill with backer boards at eaves for ventilation | |
| Garage | Not insulated | |
| Foundation | 2-1/2" R-15 Thermax glued to concrete wall | |
| Drywall | | |
| Living area walls | 1/2" Sheet Rock, taped with 3 coats of joint compound at walls and ceilings | |
| Ceilings | Smooth Finish, minor shadow variations are possible in ceilings | |
| Garage | Unfinished | |

OR 02 - Jericho, VT







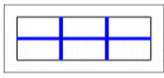
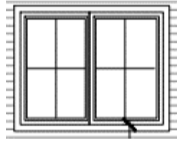

| Trim Details | | | |
|---|---|---|--|
| Casing | 2-1/2" Colonial Casing |   | |
| Base | 3-1/2" Colonial Base Board | | |
| Wainscot | +/-60" High Wainscot at Mudroom under Black Metal Coat Hooks | | |
| Crown | Available as Option | | |
| Built - Ins | | | |
| | Bench with Cubbies, Black Metal Coat Hooks |   | |
| Mirrors | | | |
| Owners Bath | Plate Glass mirror with ground edge, no bevel | | |
| Bath #2 | Plate Glass mirror with ground edge, no bevel | | |
| Interior Stairs/Railing | | | |
| Main to Lower Level | Carpet Grade Stairs | | |
| | Rail on wall stained | | |
| | Half wall, cap stained to match wood floor | | |
| Handrail Brackets | Satin Nickel | | |
| Closet Shelving | | | |
| | All closets systems will be vented wire and the system is indicated on the plan. See Closet Plan for Details. | | |
| Interior Paint | | | |
| Painted Interior Walls | 1 coat primer 2 coats Low VOC Flat Latex Paint, Color to be selected by Owner | | |
| Accent Wall | None | | |
| Ceilings | To match walls | | |
| Interior Trim | Painted, 1 coat primer, 2 coats Semi-Gloss Latex Paint, Color to be selected by Owner | | |
| Wainscot | Painted, 1 coat primer, 2 coats Semi-Gloss Latex Paint, Color to be selected by Owner | | |
| Interior Doors | Painted, 2 coats of Semi-Gloss Latex Paint, Color to be selected by Owner | | |
| Fireplace Mantle (optional) | | | |
| Main to Lower Level Stairs | Stained railing to Match Wood on First Floor | | |
| Interior Doors | | | |
| See Door Appendix B: Exterior and Interior Door Schedule | | | |
| Finish Hardware | | | |
| See Appendix E: Finish Hardware Schedule | | | |
| Flooring | | | |
| See Appendix F: Flooring Schedule | | | |
| Appliances | | | |
| See Appendix G: Appliance Schedule | | | |
| Landscaping | | | |
| Lawn | All disturbed portions of yard to be seeded. Lawn area will generally include front yard, side yard and rear yard. Lawn area to be covered with approximately 4" of native topsoil. | | |
| 8 Foundation Shrubs | To be Selected by Owner, See Landscape Plan | | |
| 8 Perennial Flowers | To be Selected by Owner, See Landscape Plan | | |
| Cleaning | | | |
| | House cleaned prior to closing, including washing of windows | | |
| Warranty | | | |
| | Sterling Homes Properties, LLC Warranty as per contract | | |
| | Continuing a policy of constant research and improvement, Sterling Homes Properties, LLC reserves the right to make substitutions and specification changes. | | |

OR 02 -
Jericho, VT



Appendix A: Window Schedule

Harvey Slimline All Vinyl Windows, Double insulated, Low E, GBG Grills 6 over 0
 6 9/16 primed interior jambs, 2 1/2 colonial case interior
 J Channel Only (Brickmould)
 EZ-Tilt cleaning
 Screens included
 Energy Star Qualified
 Maximum U Factor 0.30

| Letter | Size | Quantity | Description | Location | Image | Notes |
|--------|-------|----------|-----------------|---------------------------------|---|-------|
| A | 35x65 | 7 | Double Hung | Living Room, Dining, Bedroom #2 |  | |
| B | 34x53 | 4 | Double Hung | Owner's Bedroom, Bedroom #2 |  | |
| C | 34x42 | 1 | Double Hung | Owner Bath |  | |
| K | 42x49 | 1 | Double Hung | Kitchen |  | |
| T | 36x16 | 1 | Tansom Fixed | Bath #2 |  | |
| EG | 55x48 | 2 | Egress | Lower Level |  | |
| G | 36x24 | 1 | Concrete Hopper | Lower Level |  | |

OR 02 - Jericho, VT



Appendix B: Exterior and Interior Door Schedule

EXTERIOR DOORS


Therma-Tru Smooth Star Fiberglass Exterior Doors with full weather stripping and adjustable sills

Grills between glass

6 9/16 primed jambs

5/4 x 4 flat exterior case, Double bore set-up

Dexter Stratus Satin Nickel knob and deadbolt hardware, All doors keyed alike

| | Quantity | Description | Opens | Size | Type | Hardware | Image | Notes |
|------------------------------------|----------|---------------------------------------|-------|--------------|---------|--------------|---|-----------------|
| Foyer Entry | | | | | | | | |
| | 1 | S220 2 panel with S210SL Sidelite | RH | 3'-0" - 6'8" | 1 Panel | Double Bore |  | |
| Garage Entry | | | | | | | | |
| | 1 | S220 2 Panel | LH | 3'-0" - 6'8" | 2 Panel | Double Bore |  | |
| Dining Room Entry from Deck | | | | | | | | |
| | 1 | Harvey Slider | LH | 6'0"-6'8" | Glass | Slider |  | |
| Exterior Door Hardware | | | | | | | | |
| Knobs | 2 | Dexter Stratus Keyed Entry w/deadbolt | | | | Satin Nickel |  | All Keyed Alike |





INTERIOR DOORS

2 Panel, Hollow core, Smooth molded hardboard, 4 9/16 PFJ split jambs

Colonial Casing both sides

Dexter Stratus Satin Nickel Hardware









Ball catches and (2) Dummy knobs per pair included

| Interior Doors | | | | | | | | |
|-------------------------------|----------|-----------------|--|------|---------------------|--------------|---|-------|
| | Quantity | Description | Opens | Size | Type | Hardware | Image | Notes |
| | 11 | Masonite Smooth | See Plans - will display more clearly with plans | TBD | 2 Panel Hollow Core | Double Bore |  | |
| Interior Door Hardware | | | | | | | | |
| Knobs | 11 | Dexter Stratus | | | | Satin Nickel |  | |
| Base Bumps | 9 | | | | | Satin Nickel |  | |
| Hinge Bumps | 9 | | | | | Satin Nickel |  | |

OR 02 -
Jericho, VT












Appendix C: Light Fixture Schedule

| | Quantity | Description | SKU | Item | Color | Image | Notes |
|-------------------------|----------|--------------------------------|---------|-----------------|----------------|---|-------|
| Garage Exterior | | | | | | | |
| | 1 | One Light Outdoor Wall Lantern | 534299 | Maxim 1024PE | Pewter |  | |
| Future Deck | | | | | | | |
| | 2 | One Light Outdoor Wall Lantern | 967425 | Maxim 1025PE | Pewter |  | |
| Front Porch | | | | | | | |
| | 2 | LED Flush Mount | 62-1801 | Satco | White |  | |
| Mudroom/Foyer | | | | | | | |
| | 4 | LED Flush Mount | 62-1801 | Satco | White |  | |
| Kitchen Island | | | | | | | |
| | 2 | One Light Mini Pendant | 738588 | Kichler 43668NI | Brushed Nickel |  | |
| Kitchen Surround | | | | | | | |
| | 4 | LED Flush Mount | 62-1801 | Satco | White |  | |
| Kitchen Sink | | | | | | | |
| | 1 | LED Flush Mount | 62-1801 | Satco | White |  | |
| Dining Room | | | | | | | |
| | 1 | Five Light Chandelier | 738590 | Kichler 43665NI | Brushed Nickel |  | |

OR 02 -
Jericho, VT













| Living Room | | | | | | | |
|--------------------------------|---|-------------------------|---------|-----------------|----------------|---|----------------------------|
| | 1 | Three Light Flush Mount | 725440 | Maxim 2681FTSN | Satin Nickel |  | |
| Stairwell | | | | | | | |
| | 1 | One Light Wall Sconce | 738960 | Kichler 45568NI | Brushed Nickel |  | Main to Lower Level |
| Owners Bedroom Hallway | | | | | | | |
| | 2 | LED Flush Mount | 62-1801 | Satco | White |  | |
| Owners Bedroom | | | | | | | |
| | 1 | Three Light Flush Mount | 725440 | Maxim 2681FTSN | Satin Nickel |  | |
| Owners Vanity | | | | | | | |
| | 2 | Two Light Bath | 738932 | Kichler 45569NI | Brushed Nickel |  | Pointed Down |
| Owners Closet | | | | | | | |
| | 1 | Two Light Flush Mount | 725441 | Maxim 2680FTSN | Satin Nickel |  | |
| Bedroom #2 | | | | | | | |
| | 1 | Two Light Flush Mount | 725441 | Maxim 2680FTSN | Satin Nickel |  | |
| Bath #2 | | | | | | | |
| | 1 | Three Light Bath | 738938 | Kichler 45570NI | Brushed Nickel |  | Pointed Down |
| Other | | | | | | | |
| Garage, Future, Lower Level | 8 | PC Lights | | | |  | Supplied by Electrician |

OR 02 -
Jericho, VT






Appendix D: Plumbing Schedule

| | Qty. | Description | Manufacturer | Product No. | Finish | Image | Notes |
|---------------------|------|--|--------------|-----------------|-----------------|---|--|
| Kitchen | | | | | | | |
| Sink | 1 | 32" Undermount 16 Gauge Stainless Steel Double Bowl Kitchen Sink | Krauss | KBU32 | Stainless Steel |  | 32" L x 18" W, 8.5"D, (2) Strainers and Grates |
| Faucet | 1 | Simplice Single-Handle Pull-Down Sprayer | Kohler | K-596-CP | Chrome |  | |
| Owner's Bath | | | | | | | |
| Faucet | 2 | Simplice Two-Handle Sink Faucet | Kohler | K-27388-4-CP | Chrome |  | |
| Shower | 1 | Medley Shower Stall - 60" x 34" | Sterling | 72430100-0 | White |  | Straight Curtain Rod Installed. |
| Shower Fixture | 1 | Simplice Trim Kit | Kohler | K-TS27392-4G-CP | Chrome |  | Kohler Rite-Temp Rough-in Valve |
| Toilet | 1 | Entrada Elongated Toilet Bowl | Toto | CST244EF#01 | White |  | Universal Height 16 1/8" |
| Bath #2 | | | | | | | |
| Faucet | 1 | Simplice Two-Handle Sink Faucet | Kohler | K-27388-4-CP | Chrome |  | |
| Tub/Shower | 1 | 60-1/4" x 32" Medley Bath/Shower with RH Drain | Sterling | 71370110-0 | White |  | Straight Curtain Rod Installed. |
| Tub/Shower Trim | 1 | Simplice Tub/Shower Trim Kit | Kohler | K-TS27391-4G-CP | Chrome |  | Kohler Rite-Temp Rough-in Valve |
| Toilet | 1 | Entrada Elongated Toilet Bowl | Toto | CST244EF#01 | White |  | Universal Height 16 1/8" |

OR 02 -
Jericho, VT



Appendix E: Finish Hardware Schedule

| | Qty. | Description | Manufacturer | Product No. | Finish | Image | Notes |
|-------------------------|------|---|--------------|-------------|--------------|---|-------|
| Kitchen Surround | | | | | | | |
| Knob | 18 | Allison Value 1-1/4" Diameter Knob | Amerock | 53005-G10 | Satin Nickel |  | |
| Kitchen Island | | | | | | | |
| Pulls | 6 | Allison Value 1-1/4" Diameter Knob | Amerock | 53005-G10 | Satin Nickel |  | |
| Owner's Bath | | | | | | | |
| Knob | 7 | Allison Value 1-1/4" Diameter Knob | Amerock | 53005-G10 | Satin Nickel |  | |
| Robe Hook | 1 | Eva Single Robe Hook | Moen | YB2803CH | Chrome |  | |
| Tissue Holder | 1 | Eva Collection Pivoting Toilet Paper Holder | Moen | YB2808CH | Chrome |  | |
| Towel Bar | 1 | Eva 24 in. Towel Bar | Moen | YB2824CH | Chrome |  | |
| Bath #2 | | | | | | | |
| Knob | 5 | Allison Value 1-1/4" Diameter Knob | Amerock | 53005-G10 | Satin Nickel |  | |
| Robe Hook | 1 | Eva Single Robe Hook | Moen | YB2803CH | Chrome |  | |
| Tissue Holder | 1 | Eva Collection Pivoting Toilet Paper Holder | Moen | YB2808CH | Chrome |  | |
| Towel Bar | 1 | Eva 24 in. Towel Bar | Moen | YB2824CH | Chrome |  | |

OR 02 -
Jericho, VT







Appendix F: Flooring Schedule

| Wood Floors | | | | | | | |
|---|--------------------|--------------|-----------|-------------|------------|-------|--|
| Location | Make | Style | Finish | Size | | Image | |
| Foyer, Hallway, Kitchen, Dining Room, Living Room | Lauzon Expert | Essential | TBD | | | | 3/4" |
| Tile Floors | | | | | | | |
| Location | Make/Style | Finish/Color | Tile Size | Orientation | Tile Grout | Image | Notes |
| Owner's Bath | Anatolia Davenport | TBD | 12 x 24 | TBD | TBD | | Standard Underlayment. Transitions to 3/4" Wood. |
| Mudroom | Anatolia Davenport | TBD | 12 x 24 | TBD | TBD | | Standard Underlayment. Transitions to 3/4" Wood. |
| Vinyl Floors | | | | | | | |
| | Make | Style | Color | | | Image | Notes |
| Bath #2 | Tarkett | Fresh Start | TBD | | | | Standard Underlayment. Transitions to Tile |
| Laundry | Tarkett | Fresh Start | TBD | | | | Standard Underlayment. Transitions to Carpet |
| Carpet | | | | | | | |
| | Make | Style | Color | Details | | Image | |
| Owners Bedroom | Dreamweaver | Pinpoint | TBD | | | | Transitions to Tile at Owners Bathroom |
| Owners WIC | Dreamweaver | Pinpoint | TBD | | | | Transitions to Dreamweaver Carpet |
| Den/Bedroom 2 | Dreamweaver | Pinpoint | TBD | | | | Transitions to Dreamweaver Carpet |

OR 02 -
Jericho, VT



Appendix G: Appliance Schedule

| Appliance | Quantity | Manufacturer | Model | Color | Description | Image | Notes |
|---------------------|----------|--------------|-------------|-----------|--|---|----------------------------|
| Kitchen | | | | | | | |
| Refrigerator | 1 | GE | GNE27JYMFS | Stainless | GE Energy Star 27.0 Cu. Ft. French Door |  | Fingerprint Resistant Door |
| Gas Range | 1 | GE | GGF600AVSS | Stainless | GE® 30" Free-Standing Gas Convection Range with No Preheat Air Fry and EasyWash™ Oven Tray |  | |
| Dishwasher | 1 | GE | GDT550PYRFS | Stainless | GE Dishwasher with Top Controls |  | |
| Microwave | 1 | GE | JVM3160RFSS | Stainless | GE 1.6 Cu. Ft. Over-the-Range-Microwave Oven |  | |
| Laundry Room | | | | | | | |
| Washer | | | | | | | Available as option |
| Electric Dryer | | | | | | | Available as option |