

Barnabas Court Colchester, VT



VALCOR PLAN - CONSTRUCTION SPECIFICATIONS

Builder
Sterling Barnabas Court, LLC
1037 Hinesburg Road, Suite A
South Burlington, VT 05403

Homeowner/Project
Barnabas Court
Colchester, VT 05446

Specification Date:
Site Plan Date:
Plan Date:
Electric Plan:

Valcor Plan: Two story home with unfinished lower level. Two floors of finished area with approximately 1,704 square feet of living space; 852 square feet of unfinished Lower Level, 393 square foot 2-car garage, a 60 square foot front porch, and 168 square foot deck.

| Location | Total Square Feet |
|-----------------------------------|-------------------|
| First Floor | 852 |
| Second Floor | 852 |
| Total Finished Square Feet | 1,704 |
| Lower Level | 852 |
| Garage | 393 |
| Front Porch | 60 |
| Rear Deck | 168 |

Personal Choice Lists

PCL #

Color Code

Date

- GRAPE
- ORANGE
- GREEN
- BLUE
- PURPLE
- PINK
- HUNTER
- SKY BLUE
- LAVENDER
- BROWN
- NAVY
- CRANBERRY
- AQUA
- PEACH
- RED

Specification and Appendix Approval

- Appendix A: Window Schedule
- Appendix B: Exterior and Interior Door Schedule
- Appendix C: Lighting Schedule
- Appendix D: Plumbing Schedule
- Appendix E: Finish Hardware Schedule
- Appendix F: Flooring Schedule
- Appendix G: Appliance Schedule

Client _____ Date _____

Client _____ Date _____

Builder Collin H. Frisbie _____ Date _____

Barnabas Court Colchester, VT




VALCOR PLAN - CONSTRUCTION SPECIFICATIONS

| Section | Information | Image |
|------------------------------|---|-------|
| Permits | | |
| | Builder responsible to obtain all necessary permits including: - Soil Erosion and Sediment Control - Zoning | |
| Surveys | | |
| | Home is to be staked by builder | |
| Site Clearing | | |
| | Builder is responsible for all site clearing, as needed | |
| Utilities Connections | | |
| | Builder responsible for all site work and site balance to include | |
| Water | Connection to Champlain Valley Water District water system | |
| Sewer | Connection to Neighborhood Septic System | |
| Gas | Connection to Natural Gas lines at road. | |
| Power | Underground power | |
| Cable | Cable TV conduit to house | |
| | All excavation, fill and labor is included | |
| Energy Package | | |
| | Home to be built to VT Residential Building Energy Standards (RBES) | |
| Home to Include | | |
| | Panasonic WhisperLite™ Fan/Light - Quiet, Spot Ventilation Solution, 110 CFM Bath Fan/Light. Vented to the outside | |
| | Additional caulking and air sealing of joists to reduce air infiltration into the home, including shoe plate; windows; and where wires and pipes go to cold spaces | |
| | R-15 Rigid Thermax insulation on Interior of Lower Level - floor to top of concrete wall | |
| | Selected use of closed cell foam to improve overall air sealing of attic in home | |
| | Blower Door Test as home completed required for VT RBES | |
| Solar Prep | | |
| | Home solar ready with 2-1/2" Conduit running from LL up to Attic Space | |
| Foundation | | |
| Type | Poured Concrete | |
| Form | +/-8' | |
| Wall Height | +/-7'10" | |
| Lookout Height | 4' Frost Wall | |
| Strength | Min. 3000 PSI @2 days with steel reinforcement | |
| Footer | Continuous 8" x 16" reinforced | |
| Flat Work Concrete | | |
| Lower Level | Poured Concrete | |
| Finish | Smooth | |
| "Keyway" Joints | Saw cut | |
| Thickness | 4" | |
| Strength | House: Min. 3000 PSI @ 28 days Garage: Min. 4000 PSI @ 28 days | |
| Moisture Barrier | Tarred damp proofing membrane sprayed on exterior of foundation walls. 6 mil poly under concrete house slab. | |
| Ground water controls | Footing drains installed below footers around Lower Level and drained to daylight in back yard. Drain tile buried in clean stone; covered with mirafi fabric; clean sand fill against foundation. Site graded to shed surface water away from house. | |
| Lower Level Slab Plumb | Available as an Option | |



Barnabas Court Colchester, VT



| | | |
|--|--|---|
| Driveway/Entrance | | |
| Drive | 12" thick gravel two car driveway on top of mirafi fabric. Driveway to be finish paved with 2" of compacted asphalt. |  |
| Walkway | 42" Sidewalk from front porch to driveway will be Brussels Block, Color is Limestone. | |
| Frame | | |
| Exterior Walls | 2x6 SPF 24" o.c. | |
| Interior Walls | 2x4 SPF 24" o.c. | |
| Plate Height | 9'-1" on first floor; 8'-1" on second floor and +/-7'-10" in lower level | |
| Plate | 2x6 treated southern yellow pine with foam sill seal | |
| Floor Framing | 2x10 SPF 19.2" o.c. | |
| Sub Flooring | 3/4" 4x8 T&G OSB glued and nailed | |
| Girders | 2 or 3 ply 2x12, nailed and glued, as specified by engineering load design, supported by 3-1/2" concrete filled lally columns in Lower Level | |
| Sheathing | 7/16" 4x8 OSB | |
| Roof | Pre-engineered roof trusses 24" o.c. 5/8" T&G OSB rated sheeting | |
| Roof Pitch | Pitches: 11/12 at Main House; 8/12 at Garage; 5/12 and 8/12 at Front Porch | |
| House Wrap | Professional house wrap with flashing around all windows and doors | |
| Roofing | | |
| | Ice and water shield on eaves and valleys. Vented on ridge to achieve proper ventilation. | |
| Underlayment | Owens Corning ProArmor Synthetic Roof Underlayment | |
| Shingles | Owens Corning TruDefinition Shingles Limited Lifetime Warranty | |
| Color | Color to be Selected By Owner | |
| Siding/Exterior Elements | | |
| Siding | Norandex Cedar Knolls | |
| Gable Ends | Double 4" Color to selected by owner | |
| Clapboard | Double 4", Color to be selected by owner | |
| Board and Baton | None | |
| Eaves | Two piece aluminum wrapped - White | |
| Soffit | Perforated soffit for proper venting | |
| Corners | 6" White Vinyl Corners with Foam Backer | |
| Trim Details | Frieze board and Garage Door Trim to be PVC | |
| Drip Edge | Galvanized | |
| Shutters | Available as Option | |
| Gutters & Downspouts | | |
| Gutters & Downspouts | White Seamless Gutters | |
| Windows | | |
| See Appendix A: Window Schedule | | |
| Brand | Harvey Slimline | |
| Color | White | |
| Construction | Vinyl, Low-E, Insulated Double-Pane | |
| Exterior Casing | J Channel Only (Brickmould) | |
| U-Factor | 0.30 | |
| Grills | Grills Between Glass 4 over 0 | |
| Screens | Fiberglass Mesh | |
| Exterior Doors | | |
| See Appendix B: Exterior and Interior Door Schedule | | |
| Brand | Therma-Tru | |
| Color | See Exterior Paint Section | |
| Construction | Insulated Fiberglass | |
| Exterior Casing | 5/4x4 Flat | |
| Storm Doors | None | |



Barnabas Court Colchester, VT



| Overhead Garage Doors | |
|---|---|
| Model | 8300 Series Insulated Steel Door |
| Size | 16' x 7' |
| Design | Long Panel |
| Glass | Available as an Option |
| Color | Manufacturer White |
| Opener | 8" lift master 1/2 horsepower electric opener |
| Remotes | 2 remotes included |
| Frame Key Pad | Keyless entry punch pad |
|  | |
| Decks & Porches | |
| Covered Entry Porch | |
| Porch Framing | 6' x 10' framed with PT 2x8 joists |
| Decking | 5/4x6 PT decking |
| Posts | PVC wrapped and PT 6x6 Posts, 2x8 roof beams - White. Posts wrapped top and bottom. |
| Roof | Roof to be truss framed, roof shingles to match house |
| Ceiling | White vinyl bead board |
| Stairs | Stairs from porch to walkway to be PT box steps with 5/4x6 14" PT treads. |
| Rail | Available as an Option |
| Finish | Porch posts, beams - White CPVC Trim |
| Color | Porch decking, stair tread, risers and PT Rim stained with Total Wood Preservative - Selected by Owner |
| Rear Deck | |
| Deck Framing | 12' x 14' deck framed with PT 2x10 joists |
| Decking | 5/4x6 #1 PT decking |
| Stairs | No Stairs to Grade |
| Rail | Pressure treated rail and balusters at 42" Tall |
| Color | Unfinished, NO paint or stain |
| Exterior Paint | |
| Exterior Doors - Excluding Front Door | Painted Satin Finish, White |
| Exterior Trim - Including Frieze Board and Door Surrounds | Painted Satin Finish, White |
| Front Door | 2 coats Exterior Paint, Color to be Selected by Owner |
| Sidelight | 2 coats Exterior Paint, Color to be Selected by Owner |
| Front Porch Rail | Available as an Option |
| Front Porch Posts | CPVC Wrapped, White |
| Front Porch Roof Beams | CPVC Trim, White |
| Front Porch Rim board | Stained. Color to be Selected by Owner. |
| Front Porch Stair Risers | Stained. Color to be Selected by Owner. |
| Front Porch Decking | Stained. Color to be Selected by Owner. |
| Electrical & Low Voltage | |
| | Underground electrical service, 40 circuit 200 AMP Panel with Surge Protection. Open double slot for future solar. |
| Plugs and Switches | |
| Switch Style | Toggle |
| Plate Style | Toggle screw on plates |
| Switch Color | White |
| Dimmers | Available as Option |
| Exterior Plugs | Per Electrical Plan |
| Lighting | |
| Lighting Fixtures | See Lighting Finish Schedule (Appendix C: Light Fixtures Schedule) |
| Under Cabinet Lighting | Available as Option |
| Miscellaneous | |
| Outlets | GFI protection for all interior and exterior 240-volt outlets. 120 volt outlets in future finished areas of basement. Minimum of 2 Island Outlets. Per Electrical Plan. |
| Door Chime | Nutone BK125LWH: One 2-note, white door chime |
| Smoke/CO | 1 CO/Smoke per floor (3 Total), 1 Smoke per bedroom (3 Total), BRK 1046721 Interconnect Hardwire Smoke Alarm w/Battery Backup & Voice Alerts BRK 1046781 Interconnect Hardwire Smoke & CO Alarm with Battery Backup & Voice |
| Bath Fans | Panasonic WhisperLite™ Fan/Light - Quiet, Spot Ventilation Solution, 110 CFM |
| Paddle Fan Boxes | Paddle fan rated boxes in all Bedrooms, Dining room, and Living room |
| Cat 6 (data/phone) | Yes, per electrical plan |
| Coax Cable | Yes, per electrical plan |
| Dryer | 220 Outlet for Future Electric Dryer |
| Solar Prep | 2-1/2" Conduit running from LL up to Attic Space |
| Future EV Garage Heat Sensor | Available as Option |
|  | |






Barnabas Court Colchester, VT



| | | |
|--|--|---|
| Light Fixtures | | |
| See Appendix C: Light Fixture Schedule | | |
| Plumbing | | |
| Heating and Venting | | |
| Furnace | Ducane - 96G2UH045BV12 |   |
| Furnace Size | 40,000 BTU | |
| Efficiency Rating | 96% | |
| Zones | Zone 1: First Floor and Second Floor | |
| Second Zone | Available as Option | |
| Air Conditioner | Available as Option | |
| Thermostat | PurePro - Located on First Floor, See Elec Plans | |
| Bath Venting | Panasonic WhisperLite™ Fan/Light - Quiet, Spot Ventilation Solution, 110 CFM Bath Fan/Light. Vented to the outside | |
| Dryer Venting | Vented to the outside | |
| Microwave/Range Hood Venting | Vented to the outside | |
| Gas | | |
| Main Kitchen Range | Yes | |
| Main Fireplace | Available as Option | |
| Dryer | No, Electric | |
| Furnace | Yes | |
| Hot Water System | Yes | |
| Fireplace and Mantle | | |
| Fireplace in Living Room | Available as Option | |
| Plumbing Fixtures | | |
| See Appendix D: Plumbing Schedule | | |
| Miscellaneous Plumbing | | |
| Outdoor Faucets | 2 Frost-Free Hose Bibs, located at back of the main house and on the side of the front porch | |
| Hot Water Heater | State GS650YRT Gas water heater | |
| Laundry | Washer Box Valve with single handle shutoff and drain; appliances pricing optional | |
| Plumbing | PVC Drainage plumbing. PEX continuous piping for all domestic water. All plumbing installed according to National Plumbing Code by licensed plumber. | |
| Radon | 3" Radon Piping runs from under Lower Level concrete slab through roof. This is a passive system, no fan. Pipe labelled in attic space. | |
| Utility Sink | Available as Option | |

Barnabas Court Colchester, VT



| Cabinets & Countertops | | |
|------------------------|---|---|
| Cabinets | | |
| Kitchen | |  |
| Brand | Fabuwood Galaxy/Allure Series | |
| Style | Full Overlay Doors | |
| Color | Color to be determined by Owner | |
| Kitchen Island | | |
| Brand | Fabuwood Galaxy/Allure Series | |
| Style | Full Overlay Doors | |
| Color | Color to be determined by Owner | |
| Owner's Bath | | |
| Size | 72" Vanity with 2 bowls | |
| Brand | Fabuwood Galaxy/Allure Series | |
| Style | Full Overlay Doors | |
| Color | Color to be determined by Owner | |
| Bath #2 | | |
| Size | 60" Vanity with single bowl | |
| Brand | Fabuwood Galaxy/Allure Series | |
| Style | Full Overlay Doors | |
| Color | Color to be determined by Owner | |
| Powder Room | | |
| Size | 36" Vanity with single bowl | |
| Brand | Fabuwood Galaxy/Allure Series | |
| Style | Full Overlay Doors | |
| Color | Color to be determined by Owner | |
| Countertops | | |
| Kitchen | |  |
| Style | Classic Series Quartz | |
| Color | To Be Selected by Owner | |
| Edge Detail | Pencil Edge | |
| Cut-Outs | Under Mount Sink | |
| Backsplash | 4" Classic Series Quartz | |
| B/S Location | Perimeter Back Only | |
| Kitchen Island | | |
| Style | Classic Series Quartz | |
| Color | To Be Selected by Owner | |
| Edge Detail | Pencil Edge | |
| Cut-Outs | None | |
| Owner's Bath | |  |
| Style | Cultured Marble with 2 integrated flush rectangle bowls | |
| Color | Cotton White | |
| Edge Detail | Square Edge | |
| Cut-Outs | None | |
| Back Splash | 4" integral Cultured Marble | |
| B/S Location | Back Only | |
| Bath #2 | |  |
| Style | Cultured Marble with 1 integrated flush rectangle bowl | |
| Color | Cotton White | |
| Edge Detail | Square Edge | |
| Cut-Outs | None | |
| Back Splash | 4" integral Cultured Marble | |
| B/S Location | Back Only | |
| Powder Room | |  |
| Style | Cultured Marble with 1 integrated flush rectangle bowl | |
| Color | Cotton White | |
| Edge Detail | Square Edge | |
| Cut-Outs | None | |
| Back Splash | 4" integral Cultured Marble | |
| B/S Location | Back Only | |

Kitchen Tops (not color or Style)

Barnabas Court Colchester, VT



| Wall & Trim Interior Detail Work | | |
|----------------------------------|--|---|
| Insulation | | |
| Exterior Walls | R-21 5-1/2" Timberfill Dense Pack insulation |  |
| Interior Walls | R-13 3-1/2" Fiberglass Batts for bath walls (Soundproofing) | |
| Rigid Insulation | Box sill in first and second floor joists insulated with 3" foam R-21 rim insulated with 4" foam R-26 | |
| Attic | 18" R-60 Timberfill with backer boards at eaves for ventilation | |
| Garage | Not insulated | |
| Foundation | 2-1/2" R-15 Thermax glued to concrete wall | |
| Drywall | | |
| Living area walls | 1/2" Sheet Rock, taped with 3 coats of joint compound at walls and ceilings | |
| Ceilings | Smooth Finish, minor shadow variations are possible in ceilings | |
| Garage | Walls and Ceiling - 5/8" Sheet Rock, Fire Coat, and Primed | |
| Trim Details | | |
| Casing | 2-1/2" Colonial Casing | |
| Base | 3-1/2" Colonial Base Board | |
| Wainscot | +/-60" High Wainscot at Mudroom under Black Metal Coat Hooks | |
| Crown | Available as Option | |
| Built - Ins | | |
| | Cubbies and Bench at Mudroom |  |
| | Black Metal Hooks at Mudroom |  |
| Mirrors | | |
| Owners Bath | Plate Glass mirror with ground edge, no bevel |  |
| Bath #2 | Plate Glass mirror with ground edge, no bevel | |
| Powder Room | By Owner | |
| Interior Stairs/Railing | | |
| Main to Second Floor | Carpet Grade Stairs |  |
| | First Floor to Landing to be half wall with a hardwood cap and railing on wall. Cap to be Maple, sealed Natural. | |
| | Rail on wall stained | |
| Main to Lower Level | Carpet Grade Stairs | |
| | Rail on wall stained | |
| Handrail Brackets | Satin Nickel | |
| Closet Shelving | | |
| | All closets systems will be vented wire and the system is indicated on the plan. See Closet Plan for Details. | |
| Interior Paint | | |
| Painted Interior Walls | 1 coat primer 2 coats Low VOC Flat Latex Paint, Color to be selected by owner, OK to Color Match | <div style="background-color: #e0e0e0; padding: 10px; display: inline-block;"> Decorator's White <small>OC-149</small> </div> |
| Accent Wall | None | |
| Ceilings | To match walls | |
| Interior Trim | Painted, 1 coat primer, 2 coats Semi-Gloss Latex Paint, Color to be Benjamin Moore OC-149 Decorator's White | |
| Wainscot | Painted, 1 coat primer, 2 coats Semi-Gloss Latex Paint, Color to be Benjamin Moore OC-149 Decorator's White | |
| Interior Doors | Painted, 1 coat primer, 2 coats Semi-Gloss Latex Paint, Color to be Benjamin Moore OC-149 Decorator's White | |
| Main to Second Floor Stairs | Rail and Newel Sealed and Matching Wood Floor Baluster Posts Painted to Match Interior Trim | |
| Main to Lower Level Stairs | Stained railing to Match Wood on First Floor | |


Barnabas Court Colchester, VT



| | | |
|--|---|--|
| Interior Doors | | |
| See Door Appendix B: Exterior and Interior Door Schedule | | |
| Finish Hardware | | |
| See Appendix E: Finish Hardware Schedule | | |
| Flooring | | |
| See Appendix F: Flooring Schedule | | |
| Appliances | | |
| See Appendix G: Appliance Schedule | | |
| Landscaping | | |
| Lawn | All disturbed portions of yard to be seeded. Lawn area will generally include front yard, side yard and rear yard. Lawn area to be covered with approximately 4" of native topsoil. | |
| Street Trees | One Tree, per permit. Tree to be maintained by Homeowner. | |
| 6 Foundation Shrubs | See Landscape Plan | |
| 6 Perennial Flowers | See Landscape Plan | |
| Cleaning | | |
| | House cleaned prior to closing, including washing of windows | |
| Warranty | | |
| | Sterling Barnabas Court, LLC Warranty as per contract | |
| | Continuing a policy of constant research and improvement, Sterling Barnabas Court, LLC reserves the right to make substitutions and specification changes. | |





VALCOR PLAN - CONSTRUCTION SPECIFICATIONS

Harvey Slimline All Vinyl Windows, Double insulated, Low E, GBG Grills 4 over 0
 6 9/16 primed interior jambs, 2 1/2 colonial case interior
 J Channel Only (Brickmould)
 EZ-Tilt cleaning
 Screens included
 Energy Star Qualified
 Maximum U Factor 0.30

| Letter | Size | Quantity | Description | Location | Image | Notes |
|--------|-------|----------|-------------|--|---|-------|
| A | 40x65 | 1 | Double Hung | Living Room |  | |
| A2 | 80x65 | 1 | Double Hung | Living Room |  | |
| B | 40x57 | 9 | Double Hung | Dining Room, Owners Bedroom, Bedroom 2 & 3 |  | |
| C | | 3 | Double Hung | Owner's Bath, Bath 2, Lower Level |  | |
| CF | | 1 | Fixed | Stairwell |  | |
| E | | 1 | Double Hung | Powder |  | |
| K | | 2 | Double Hung | Kitchen |  | |
| T | 40x30 | 2 | Fixed | Laundry, Den |  | |
| EG | 55x48 | 1 | Egress | Lower Level |  | |






VALCOR PLAN - CONSTRUCTION SPECIFICATIONS
EXTERIOR DOORS

Therma-Tru Smooth Star Fiberglass Exterior Doors with full weather stripping and adjustable sills
 6 9/16 primed jambs
 5/4 x 4 flat exterior case, Double bore set-up
 Dexter Stratus Satin Nickel knob and deadbolt hardware, All doors keyed alike

| | Quantity | Description | Opens | Size | Type | Hardware | Image | Notes |
|-------------------------------|----------|--|-------|---------------|---------|--------------|---|---|
| Foyer Entry | | | | | | | | |
| | 1 | S220 w/12" S100SL full glass sidelight | RH | 3'-0" 6'-8" | 2 Panel | Double Bore |  | |
| Garage - Mudroom Entry | | | | | | | | |
| | 1 | S220 2 Panel 6'-6" height | RH | 3'-0" 6'-6" | 2 Panel | Double Bore |  | |
| Dining to Deck | | | | | | | | |
| | 1 | Harvey Vinyl Sliding Patio Door | RH | 6'-0" - 6'-8" | Slider | Glass |  | RH active panel when viewed from Exterior |
| Exterior Door Hardware | | | | | | | | |
| Knobs | 2 | Dexter Stratus Keyed Entry w/deadbolt | | | | Satin Nickel |  | All Keyed Alike |

INTERIOR DOORS











2 Panel, Hollow core, Smooth molded hardboard, 4 9/16 PFJ split jambs
 Colonial Casing both sides
 Dexter Stratus Satin Nickel Hardware
 Ball catches and (2) Dummy knobs per pair included

| Interior Doors | | | | | | | | |
|-------------------------------|----------|-----------------|--|------|---------------------|--------------|---|-----------------------------------|
| | Quantity | Description | Opens | Size | Type | Hardware | Image | Notes |
| | 13 | Masonite Smooth | See Plans - will display more clearly with plans | TBD | 2 Panel Hollow Core | |  | |
| | 3 | Masonite Smooth | See Plans - will display more clearly with plans | TBD | Double Doors | |  | Laundry, Owner's WICs |
| Interior Door Hardware | | | | | | | | |
| Knobs | 13 | Dexter Stratus | | | | Satin Nickel |  | |
| Knobs | 6 | Dexter Stratus | | | | Satin Nickel |  | Dummy for Ball Latch Double Doors |
| Hinge Bumps | 19 | | | | | Satin Nickel |  | |

Dogwood Circle
Milton, VT










VALCOR PLAN - CONSTRUCTION SPECIFICATIONS

| | Quantity | Brand | Description | SKU | Color | Image | Notes |
|---------------------------|----------|------------|--|-----------|-------|---|-------|
| Garage Exterior | | | | | | | |
| | 1 | Millennium | Namath 11" Tall Outdoor Wall Sconce with Seedy Glass Shade | 91301 TBK | Black |  | |
| Deck Exterior | | | | | | | |
| | 1 | Millennium | Namath 11" Tall Outdoor Wall Sconce with Seedy Glass Shade | 91301 TBK | Black |  | |
| Front Porch | | | | | | | |
| | 2 | Maxim | Diverse 6" LED Flush Mount 3000K | 57413WTWT | White |  | |
| Foyer | | | | | | | |
| | 1 | Maxim | Deven 3-Light Semi-Flush Mount | 20031SWBK | Black |  | |
| Mudroom/Front Hall | | | | | | | |
| | 3 | Maxim | Diverse 6" LED Flush Mount 3000K | 57413WTWT | White |  | |
| Kitchen Island | | | | | | | |
| | 2 | Maxim | Dart 1-Light Pendant | 91280SWBK | Black |  | |
| Kitchen Ceiling | | | | | | | |
| | 5 | Maxim | Diverse 6" LED Flush Mount 3000K | 57413WTWT | White |  | |
| Kitchen Sink | | | | | | | |
| | 1 | Maxim | Diverse 6" LED Flush Mount 3000K | 57413WTWT | White |  | |
| Dining Room | | | | | | | |
| | 1 | Maxim | Dart 5-Light Chandelier | 21286SWBK | Black |  | |
| Living Room | | | | | | | |
| | 1 | Maxim | Dart 3-Light Flush Mount | 21280SWBK | Black |  | |




**Dogwood Circle
Milton, VT**



| Powder | | | | | | | |
|----------------|---|-------|----------------------------------|-----------|--------------|---|--|
| | 1 | Maxim | Dart 2-Light Bath Vanity | 21282SWSN | Satin Nickel |  | |
| Stairwells | | | | | | | |
| | 2 | Maxim | Dart 1-Light Wall Sconce | 21281SWBK | Black |  | |
| Upstairs Hall | | | | | | | |
| | 3 | Maxim | Diverse 6" LED Flush Mount 3000K | 57413WTWT | White |  | |
| Owners Bedroom | | | | | | | |
| | 1 | Maxim | Bongo 3-Light Flush Mount | 10010OMOI | Black |  | |
| Owners Vanity | | | | | | | |
| | 2 | Maxim | Dart 2-Light Bath Vanity | 21282SWSN | Satin Nickel |  | |
| Owners Closet | | | | | | | |
| | 1 | Maxim | Diverse 6" LED Flush Mount 3000K | 57413WTWT | White |  | |
| Bedroom #2 | | | | | | | |
| | 1 | Maxim | Rogue 13" 2-Light Flush Mount | 10272WTBK | Black |  | |







**Dogwood Circle
Milton, VT**
















| Bedroom #3 | | | | | | | |
|--|----|-----------|----------------------------------|-----------|--------------|---|----------------------------|
| | 1 | Maxim | Rogue 13" 2-Light Flush Mount | 10272WTBK | Black |  | |
| Bath #2 | | | | | | | |
| | 1 | Maxim | Dart 3-Light Bath Vanity | 21283SWSN | Satin Nickel |  | |
| Other | | | | | | | |
| Garage, Future Bonus Room, Lower Level | 12 | PC Lights | | | |  | Supplied by Electrician |

VALCOR PLAN - CONSTRUCTION SPECIFICATIONS


| | Qty. | Description | Manufacturer | Product No. | Finish | Image | Notes |
|---------------------|------|--|-------------------|-------------|-----------------|---|--|
| Sink | 1 | 32" Undermount 16 Gauge Stainless Steel Double Bowl Kitchen Sink | Krauss | KBU32 | Stainless Steel |  | 32" L x 18" W, 8.5"D (2) Strainers and Grates |
| Faucet | 1 | Arbor Single-Handle Pull-Down Sprayer | Moen | 7594C | Chrome |  | |
| Owner's Bath | | | | | | | |
| Faucet | 2 | Eva Two-Handle Sink Faucet | Moen | 6410 | Chrome |  | |
| Shower | 1 | Medley® 60" x 34" Vikrell® shower, center drain | Sterling | 72430100-0 | White |  | Straight Curtain Rod Installed. |
| Shower Fixture | 1 | Eva Chrome Posi-Temp® Shower only | Moen | T2132 | Chrome |  | Moen 2520 Shower Valve |
| Toilet | 1 | Edgemere Right Height Elongated Toilet | American Standard | 204AA.104 | White |  | 16 1/2" Rim Height |

| Bath #2 | | | | | | | |
|-----------------|---|---|-------------------|------------|--------|---|---------------------------------|
| Faucet | 1 | Eva Two-Handle Sink Faucet | Moen | 6410 | Chrome |  | |
| Tub/Shower | 1 | Ensemble™ Medley® 60" x 32" Vikrell® bath/shower, right drain | Sterling | 71320120-0 | White |  | Straight Curtain Rod Installed. |
| Tub/Shower Trim | 1 | Eva Chrome Posi-Temp® Tub/Shower | Moen | T2133 | Chrome |  | Moen 2520 Shower Valve |
| Toilet | 1 | Edgemere Right Height Elongated Toilet | American Standard | 204AA.104 | White |  | 16 1/2" Rim Height |
| Powder Bath | | | | | | | |
| Faucet | 1 | Eva Two-Handle Sink Faucet | Moen | 6410 | Chrome |  | |
| Toilet | 1 | Edgemere Right Height Elongated Toilet | American Standard | 204AA.104 | White |  | 16 1/2" Rim Height |

VALCOR PLAN - CONSTRUCTION SPECIFICATIONS





| | Qty. | Description | Manufacturer | Product No. | Finish | Image | Notes |
|-------------------------|------|---|--------------|-------------|--------------|---|-------|
| Kitchen Surround | | | | | | | |
| Knob | 18 | Allison Value 1-1/4" Diameter Knob | Amerock | 53005-G10 | Satin Nickel |  | |
| Kitchen Island | | | | | | | |
| Knob | 4 | Allison Value 1-1/4" Diameter Knob | Amerock | 53005-G10 | Satin Nickel |  | |
| Owner's Bath | | | | | | | |
| Knob | 7 | Allison Value 1-1/4" Diameter Knob | Amerock | 53005-G10 | Satin Nickel |  | |
| Robe Hook | 1 | Eva Single Robe Hook | Moen | YB2803CH | Chrome |  | |
| Tissue Holder | 1 | Eva Collection Pivoting Toilet Paper Holder | Moen | YB2808CH | Chrome |  | |
| Towel Bar | 1 | Eva 24 in. Towel Bar | Moen | YB2824CH | Chrome |  | |
| Powder Room | | | | | | | |
| Knob | 2 | Allison Value 1-1/4" Diameter Knob | Amerock | 53005-G10 | Satin Nickel |  | |
| Towel Ring | 1 | Eva Bathroom Hand Towel Ring | Moen | YB2886CH | Chrome |  | |
| Tissue Holder | 1 | Eva Collection Pivoting Toilet Paper Holder | Moen | YB2808CH | Chrome |  | |
| Bath #2 | | | | | | | |
| Knob | 5 | Allison Value 1-1/4" Diameter Knob | Amerock | 53005-G10 | Satin Nickel |  | |
| Robe Hook | 1 | Eva Single Robe Hook | Moen | YB2803CH | Chrome |  | |
| Tissue Holder | 1 | Eva Collection Pivoting Toilet Paper Holder | Moen | YB2808CH | Chrome |  | |
| Towel Bar | 1 | Eva 24 in. Towel Bar | Moen | YB2824CH | Chrome |  | |

VALCOR PLAN - CONSTRUCTION SPECIFICATIONS

| WOOD | | | | | | | |
|--|--------------------|--------------|---------------|-------------|------------|---|---|
| | Make | Style | Color | Size | | Image | |
| Foyer, Hallway, Kitchen, Dining Room, Great Room | Hallmark | Novella | Hemingway Oak | 6" x 6'-2" | |  | 7/16" Thick |
| TILE | | | | | | | |
| Location | Make/Style | Finish/Color | Tile Size | Orientation | Tile Grout | Image | Notes |
| Owner's Bath | Anatolia Davenport | TBD | 12 x 24 | TBD | TBD | | Transitions to Dreamweaver Carpet. |
| Mudroom/Laundry | Anatolia Davenport | TBD | 12 x 24 | TBD | TBD | | Standard Underlayment. Transitions to 7/16" Wood. |
| Powder | Anatolia Davenport | TBD | 12 x 24 | TBD | TBD | | Standard Underlayment. Transitions to 7/16" Wood. |
| VINYL | | | | | | | |
| Location | Make | Style | Color | | | Image | |
| Bath #2 | Tarkett | Fresh Start | TBD | TBD | | | Transitions to Dreamweaver Carpet. |

| CARPET | | | | | | | |
|--|-------------|----------|-------|---------|--|-------|--|
| Location | Make | Style | Color | Details | | Image | |
| Owner's Bedroom, Owners WIC | Dreamweaver | Pinpoint | TBD | | | | Transitions to Owners Bath Tile. |
| Bedroom 2, Bedroom 3 | Dreamweaver | Pinpoint | TBD | | | | Transitions to Dreamweaver Carpet. |
| Upstairs Hall, Staircase to Second Floor | Dreamweaver | Pinpoint | TBD | | | | Transitions to Dreamweaver Carpet. |

VALCOR PLAN - CONSTRUCTION SPECIFICATIONS

| Appliance | Quantity | Manufacturer | Model | Color | Description | Image | Notes |
|----------------|----------|--------------|-------------|-----------|--|--|----------------------------|
| Refrigerator | 1 | GE | GNE27JYMFS | Stainless | GE Energy Star 27.0 Cu. Ft. French Door |  | Fingerprint Resistant Door |
| Gas Range | 1 | GE | GGF600AVSS | Stainless | GE® 30" Free-Standing Gas Convection Range with No Preheat Air Fry and EasyWash™ Oven Tray |  | |
| Dishwasher | 1 | GE | GDT550PYRFS | Stainless | GE Dishwasher with Top Controls |  | |
| Microwave | 1 | GE | JVM3160RFSS | Stainless | GE 1.6 Cu. Ft. Over-the-Range-Microwave Oven |  | |
| Washer | | | | | | | Available as option |
| Electric Dryer | | | | | | | Available as option |