

Barnabas Court Colchester, VT



WOLCOTT PLAN - CONSTRUCTION SPECIFICATIONS

Builder
Sterling Barnabas Court, LLC
1037 Hinesburg Road, Suite A
South Burlington, VT 05403

Homeowner/Project
Barnabas Court
Colchester, VT 05446

Specification Date:
Site Plan Date:
Plan Date:
Electric Plan:

Wolcott Plan: Two story home with unfinished lower level. Two floors of finished area with approximately 1,876 square feet of living space; 1204 square feet of unfinished Lower Level, 440 square foot 2-car garage, a 84 square foot front porch, and 168 square foot deck.

Location	Total Square Feet
First Floor	1,204
Second Floor	672
Total Finished Square Feet	1,876
Lower Level	1,204
Garage	440
Front Porch	84
Rear Deck	168

Personal Choice Lists

PCL #	Color Code	Date
	GRAPE	
	ORANGE	
	GREEN	
	BLUE	
	PURPLE	
	PINK	
	HUNTER	
	SKY BLUE	
	LAVENDER	
	BROWN	
	NAVY	
	CRANBERRY	
	AQUA	
	PEACH	
	RED	

Specification and Appendix Approval

- Appendix A: Window Schedule
- Appendix B: Exterior and Interior Door Schedule
- Appendix C: Lighting Schedule
- Appendix D: Plumbing Schedule
- Appendix E: Finish Hardware Schedule
- Appendix F: Flooring Schedule
- Appendix G: Appliance Schedule

Client _____ Date _____

Client _____ Date _____

Builder Collin H. Frisbie _____ Date _____

Barnabas Court Colchester, VT




WOLCOTT PLAN - CONSTRUCTION SPECIFICATIONS

Section	Information	Image
Permits		
	Builder responsible to obtain all necessary permits including: - Soil Erosion and Sediment Control - Zoning	
Surveys		
	Home is to be staked by builder	
Site Clearing		
	Builder is responsible for all site clearing, as needed	
Utilities Connections		
	Builder responsible for all site work and site balance to include	
Water	Connection to Champlain Valley Water District water system	
Sewer	Connection to Neighborhood Septic System	
Gas	Connection to Natural Gas lines at road.	
Power	Underground power	
Cable	Cable TV conduit to house	
	All excavation, fill and labor is included	
Energy Package		
	Home to be built to VT Residential Building Energy Standards (RBES)	
Home to Include		
	Panasonic WhisperLite™ Fan/Light - Quiet, Spot Ventilation Solution, 110 CFM Bath Fan/Light. Vented to the outside	
	Additional caulking and air sealing of joists to reduce air infiltration into the home, including shoe plate; windows; and where wires and pipes go to cold spaces	
	R-15 Rigid Thermax insulation on Interior of Lower Level - floor to top of concrete wall	
	Selected use of closed cell foam to improve overall air sealing of attic in home	
	Blower Door Test as home completed required for VT RBES	
Solar Prep	Home solar ready with 2-1/2" Conduit running from LL up to Attic Space	
Foundation		
Type	Poured Concrete	
Form	+/-8'	
Wall Height	+/-7'10"	
Lookout Height	4' Frost Wall	
Strength	Min. 3000 PSI @2 days with steel reinforcement	
Footer	Continuous 8" x 16" reinforced	
Flat Work Concrete		
Lower Level	Poured Concrete	
Finish	Smooth	
"Keyway" Joints	Saw cut	
Thickness	4"	
Strength	House: Min. 3000 PSI @ 28 days Garage: Min. 4000 PSI @ 28 days	
Moisture Barrier	Tarred damp proofing membrane sprayed on exterior of foundation walls. 6 mil poly under concrete house slab.	
Ground water controls	Footing drains installed below footers around Lower Level and drained to daylight in back yard. Drain tile buried in clean stone; covered with mirafi fabric; clean sand fill against foundation. Site graded to shed surface water away from house.	
Lower Level Slab Plumb	Available as an Option	



Barnabas Court Colchester, VT



Driveway/Entrance		
Drive	12" thick gravel two car driveway on top of mirafi fabric. Driveway to be finish paved with 2" of compacted asphalt.	
Walkway	42" Sidewalk from front porch to driveway will be Brussels Block, Color is Limestone.	
Frame		
Exterior Walls	2x6 SPF 24" o.c.	
Interior Walls	2x4 SPF 24" o.c.	
Plate Height	9'-1" on first floor; 8'-1" on second floor and +/-7'-10" in lower level	
Plate	2x6 treated southern yellow pine with foam sill seal	
Floor Framing	2x10 SPF 19.2" o.c.	
Sub Flooring	3/4" 4x8 T&G OSB glued and nailed	
Girders	2 or 3 ply 2x12, nailed and glued, as specified by engineering load design, supported by 3-1/2" concrete filled lally columns in Lower Level	
Sheathing	7/16" 4x8 OSB	
Roof	Pre-engineered roof trusses 24" o.c. 5/8" T&G OSB rated sheeting	
Roof Pitch	Pitches: 5/12 at Main House; 5/12 at Garage; 8/12 at Front Porch	
House Wrap	Professional house wrap with flashing around all windows and doors	
Roofing		
	Ice and water shield on eaves and valleys. Vented on ridge to achieve proper ventilation.	
Underlayment	Owens Corning ProArmor Synthetic Roof Underlayment	
Shingles	Owens Corning TruDefinition Shingles Limited Lifetime Warranty	
Color	Color to be Selected By Owner	
Siding/Exterior Elements		
Siding	Norandex Cedar Knolls	
Gable Ends	Double 4" Color to selected by owner	
Clapboard	Double 4", Color to be selected by owner	
Board and Baton	None	
Eaves	Two piece aluminum wrapped - White	
Soffit	Perforated soffit for proper venting	
Corners	6" White Vinyl Corners with Foam Backer	
Trim Details	Frieze board and Garage Door Trim to be PVC	
Drip Edge	Galvanized	
Shutters	Available as Option	
Gutters & Downspouts		
Gutters & Downspouts	White Seamless Gutters	
Windows		
See Appendix A: Window Schedule		
Brand	Harvey Slimline	
Color	White	
Construction	Vinyl, Low-E, Insulated Double-Pane	
Exterior Casing	J Channel Only (Brickmould)	
U-Factor	0.30	
Grills	Grills Between Glass 4 over 0	
Screens	Fiberglass Mesh	
Exterior Doors		
See Appendix B: Exterior and Interior Door Schedule		
Brand	Therma-Tru	
Color	See Exterior Paint Section	
Construction	Insulated Fiberglass	
Exterior Casing	5/4x4 Flat	
Storm Doors	None	


Barnabas Court Colchester, VT



Overhead Garage Doors	
Model	8300 Series Insulated Steel Door
Size	16' x 7'
Design	Long Panel
Glass	Available as an Option
Color	Manufacturer White
Opener	8" lift master 1/2 horsepower electric opener
Remotes	2 remotes included
Frame Key Pad	Keyless entry punch pad
	
Decks & Porches	
Covered Entry Porch	
Porch Framing	6' x 10' framed with PT 2x8 joists
Decking	5/4x6 PT decking
Posts	PVC wrapped and PT 6x6 Posts, 2x8 roof beams - White. Posts wrapped top and bottom.
Roof	Roof to be truss framed, roof shingles to match house
Ceiling	White vinyl bead board
Stairs	Stairs from porch to walkway to be PT box steps with 5/4x6 14" PT treads.
Rail	Available as an Option
Finish	Porch posts, beams - White CPVC Trim
Color	Porch decking, stair tread, risers and PT Rim stained with Total Wood Preservative - Selected by Owner
Rear Deck	
Deck Framing	14' x 12' deck framed with PT 2x10 joists
Decking	5/4x6 #1 PT decking
Stairs	No Stairs to Grade
Rail	Pressure treated rail and balusters at 42" Tall
Color	Unfinished, NO paint or stain
Exterior Paint	
Exterior Doors - Excluding Front Door	Painted Satin Finish, White
Exterior Trim - Including Frieze Board and Door Surrounds	Painted Satin Finish, White
Front Door	2 coats Exterior Paint, Color to be Selected by Owner
Sidelight	2 coats Exterior Paint, Color to be Selected by Owner
Front Porch Rail	Available as an Option
Front Porch Posts	CPVC Wrapped, White
Front Porch Roof Beams	CPVC Trim, White
Front Porch Rim board	Stained. Color to be Selected by Owner.
Front Porch Stair Risers	Stained. Color to be Selected by Owner.
Front Porch Decking	Stained. Color to be Selected by Owner.
Electrical & Low Voltage	
	Underground electrical service, 40 circuit 200 AMP Panel with Surge Protection. Open double slot for future solar.
Plugs and Switches	
Switch Style	Toggle
Plate Style	Toggle screw on plates
Switch Color	White
Dimmers	Available as Option
Exterior Plugs	Per Electrical Plan
Lighting	
Lighting Fixtures	See Lighting Finish Schedule (Appendix C: Light Fixtures Schedule)
Under Cabinet Lighting	Available as Option
Miscellaneous	
Outlets	GFI protection for all interior and exterior 240-volt outlets. 120 volt outlets in future finished areas of basement. Minimum of 2 Island Outlets. Per Electrical Plan.
Door Chime	Nutone BK125LWH: One 2-note, white door chime
Smoke/CO	1 CO/Smoke per floor (3 Total), 1 Smoke per bedroom (3 Total), BRK 1046721 Interconnect Hardwire Smoke Alarm w/Battery Backup & Voice Alerts BRK 1046781 Interconnect Hardwire Smoke & CO Alarm with Battery Backup & Voice
Bath Fans	Panasonic WhisperLite™ Fan/Light - Quiet, Spot Ventilation Solution, 110 CFM
Paddle Fan Boxes	Paddle fan rated boxes in all Bedrooms, Dining room, and Living room
Cat 6 (data/phone)	Yes, per electrical plan
Coax Cable	Yes, per electrical plan
Dryer	220 Outlet for Future Electric Dryer
Solar Prep	2-1/2" Conduit running from LL up to Attic Space
Future EV Garage Heat Sensor	Available as Option
	





Barnabas Court Colchester, VT



Light Fixtures		
See Appendix C: Light Fixture Schedule		
Plumbing		
Heating and Venting		
Furnace	Ducane - 96G2UH045BV12	
Furnace Size	40,000 BTU	
Efficiency Rating	96%	
Zones	Zone 1: First Floor and Second Floor	
Second Zone	Available as Option	
Air Conditioner	Available as Option	
Thermostat	PurePro - Located on First Floor, See Elec Plans	
Bath Venting	Panasonic WhisperLite™ Fan/Light - Quiet, Spot Ventilation Solution, 110 CFM Bath Fan/Light. Vented to the outside	
Dryer Venting	Vented to the outside	
Microwave/Range Hood Venting	Vented to the outside	
Gas		
Main Kitchen Range	Yes	
Main Fireplace	Available as Option	
Dryer	No, Electric	
Furnace	Yes	
Hot Water System	Yes	
Fireplace and Mantle		
Fireplace in Living Room	Available as Option	
Plumbing Fixtures		
See Appendix D: Plumbing Schedule		
Miscellaneous Plumbing		
Outdoor Faucets	2 Frost-Free Hose Bibs, located at back of the main house and on the side of the front porch	
Hot Water Heater	State GS650YRT Gas water heater	
Laundry	Washer Box Valve with single handle shutoff and drain; appliances pricing optional	
Plumbing	PVC Drainage plumbing. PEX continuous piping for all domestic water. All plumbing installed according to National Plumbing Code by licensed plumber.	
Radon	3" Radon Piping runs from under Lower Level concrete slab through roof. This is a passive system, no fan. Pipe labelled in attic space.	
Utility Sink	Available as Option	


Barnabas Court Colchester, VT



Cabinets & Countertops		
Cabinets		
Kitchen		
Brand	Fabuwood Galaxy/Allure Series	
Style	Full Overlay Doors	
Color	Color to be determined by Owner	
Kitchen Island		
Brand	Fabuwood Galaxy/Allure Series	
Style	Full Overlay Doors	
Color	Color to be determined by Owner	
Owner's Bath		
Size	72" Vanity with 2 bowls	
Brand	Fabuwood Galaxy/Allure Series	
Style	Full Overlay Doors	
Color	Color to be determined by Owner	
Bath #2		
Size	60" Vanity with single bowl	
Brand	Fabuwood Galaxy/Allure Series	
Style	Full Overlay Doors	
Color	Color to be determined by Owner	
Countertops		
Kitchen		
Style	Classic Series Quartz	
Color	To Be Selected by Owner	
Edge Detail	Pencil Edge	
Cut-Outs	Under Mount Sink	
Backsplash	4" Classic Series Quartz	
B/S Location	Perimeter Back Only	
Kitchen Island		
Style	Classic Series Quartz	
Color	To Be Selected by Owner	
Edge Detail	Pencil Edge	
Cut-Outs	None	
Owner's Bath		<p style="text-align: center;">Kitchen Tops (not color or Style)</p> 
Style	Cultured Marble with 2 integrated flush rectangle bowls	
Color	Cotton White	
Edge Detail	Square Edge	
Cut-Outs	None	
Back Splash	4" integral Cultured Marble	
B/S Location	Back Only	
Bath #2		
Style	Cultured Marble with 1 integrated flush rectangle bowl	
Color	Cotton White	
Edge Detail	Square Edge	
Cut-Outs	None	
Back Splash	4" integral Cultured Marble	
B/S Location	Back Only	

Barnabas Court Colchester, VT



Wall & Trim Interior Detail Work		
Insulation		
Exterior Walls	R-21 5-1/2" Timberfill Dense Pack insulation	
Interior Walls	R-13 3-1/2" Fiberglass Batts for bath walls (Soundproofing)	
Rigid Insulation	Box sill in first and second floor joists insulated with 3" foam R-21 rim insulated with 4" foam R-26	
Attic	18" R-60 Timberfill with backer boards at eaves for ventilation	
Garage	Not insulated	
Foundation	2-1/2" R-15 Thermax glued to concrete wall	
Drywall		
Living area walls	1/2" Sheet Rock, taped with 3 coats of joint compound at walls and ceilings	
Ceilings	Smooth Finish, minor shadow variations are possible in ceilings	
Garage	Unfinished, No Drywall	
Trim Details		
Casing	2-1/2" Colonial Casing	
Base	3-1/2" Colonial Base Board	
Wainscot	+/-60" High Wainscot at Mudroom under Black Metal Coat Hooks	
Crown	Available as Option	
Built - Ins		
	Cubbies and Bench at Mudroom	
	Black Metal Hooks at Mudroom	
Mirrors		
Owners Bath	Plate Glass mirror with ground edge, no bevel	
Bath #2	Plate Glass mirror with ground edge, no bevel	
Powder Room	By Owner	
Interior Stairs/Railing		
Main to Second Floor	Carpet Grade Stairs	
	First Floor to Landing to be half wall with a hardwood cap and railing on wall. Cap to be Maple, sealed Natural.	
	Rail on wall stained	
Main to Lower Level	Carpet Grade Stairs	
	Rail on wall stained	
Handrail Brackets	Satin Nickel	
Closet Shelving		
	All closets systems will be vented wire and the system is indicated on the plan. See Closet Plan for Details.	
Interior Paint		
Painted Interior Walls	1 coat primer 2 coats Low VOC Flat Latex Paint, Color to be selected by owner, OK to Color Match	<div style="background-color: #e0e0e0; padding: 10px; display: inline-block;"> Decorator's White <small>OC-149</small> </div>
Accent Wall	None	
Ceilings	To match walls	
Interior Trim	Painted, 1 coat primer, 2 coats Semi-Gloss Latex Paint, Color to be Benjamin Moore OC-149 Decorator's White	
Wainscot	Painted, 1 coat primer, 2 coats Semi-Gloss Latex Paint, Color to be Benjamin Moore OC-149 Decorator's White	
Interior Doors	Painted, 1 coat primer, 2 coats Semi-Gloss Latex Paint, Color to be Benjamin Moore OC-149 Decorator's White	
Main to Second Floor Stairs	Rail and Newel Sealed and Matching Wood Floor Baluster Posts Painted to Match Interior Trim	
Main to Lower Level Stairs	Stained railing to Match Wood on First Floor	

Barnabas Court Colchester, VT



Interior Doors		
See Door Appendix B: Exterior and Interior Door Schedule		
Finish Hardware		
See Appendix E: Finish Hardware Schedule		
Flooring		
See Appendix F: Flooring Schedule		
Appliances		
See Appendix G: Appliance Schedule		
Landscaping		
Lawn	All disturbed portions of yard to be seeded. Lawn area will generally include front yard, side yard and rear yard. Lawn area to be covered with approximately 4" of native topsoil.	
Street Trees	One Tree, per permit. Tree to be maintained by Homeowner.	
6 Foundation Shrubs	See Landscape Plan	
6 Perennial Flowers	See Landscape Plan	
Cleaning		
	House cleaned prior to closing, including washing of windows	
Warranty		
	Sterling Barnabas Court, LLC Warranty as per contract	
	Continuing a policy of constant research and improvement, Sterling Barnabas Court, LLC reserves the right to make substitutions and specification changes.	





WOLCOTT PLAN - CONSTRUCTION SPECIFICATIONS

Harvey Slimline All Vinyl Windows, Double insulated, Low E, GBG Grills 4 over 0
 6 9/16 primed interior jambs, 2 1/2 colonial case interior
 J Channel Only (Brickmould)
 EZ-Tilt cleaning
 Screens included
 Energy Star Qualified
 Maximum U Factor 0.30

Letter	Size	Quantity	Description	Location	Image	Notes
A	40x65	1	Double Hung	Living Room		
A2	80x65	1	Double Hung	Living Room		
B	40x57	9	Double Hung	Dining Room, Owners Bedroom, Bedroom 2 & 3		
C	40x42	3	Double Hung	Owner's Bath, Bath 2, Lower Level		
CF	40x42	1	Fixed	Stairwell		
E	30x42	1	Double Hung	Powder		
K	36x42	2	Double Hung	Kitchen		
T	36x16	2	Fixed	Laundry, Den		
EG	55x48	1	Egress	Lower Level		






WOLCOTT PLAN - CONSTRUCTION SPECIFICATIONS
EXTERIOR DOORS

Therma-Tru Smooth Star Fiberglass Exterior Doors with full weather stripping and adjustable sills
 6 9/16 primed jambs
 5/4 x 4 flat exterior case, Double bore set-up
 Dexter Stratus Satin Nickel knob and deadbolt hardware, All doors keyed alike

	Quantity	Description	Opens	Size	Type	Hardware	Image	Notes
Foyer Entry								
	1	S220 w/12" S100SL full glass sidelight	LH	3'-0" 6'-8"	2 Panel	Double Bore		
Garage - Mudroom Entry								
	1	S220 2 Panel	LH	3'-0" 6'-8"	2 Panel	Double Bore		
Dining to Deck								
	1	Harvey Vinyl Sliding Patio Door	RH	6'-0" - 6'-8"	Slider	Glass		RH active panel when viewed from Exterior
Exterior Door Hardware								
Knobs	2	Dexter Stratus Keyed Entry w/deadbolt				Satin Nickel		All Keyed Alike

INTERIOR DOORS











2 Panel, Hollow core, Smooth molded hardboard, 4 9/16 PFJ split jambs
 Colonial Casing both sides
 Dexter Stratus Satin Nickel Hardware
 Ball catches and (2) Dummy knobs per pair included

Interior Doors								
	13	Masonite Smooth	See Plans - will display more clearly with plans	TBD	2 Panel Hollow Core			
	2	Masonite Smooth	See Plans - will display more clearly with plans	TBD	Double Doors			Bedrooms 2 & 3
Interior Door Hardware								
Knobs	13	Dexter Stratus				Satin Nickel		
Knobs	4	Dexter Stratus				Satin Nickel		Dummy for Ball Latch Double Doors
Hinge Bumps	17					Satin Nickel		

Dogwood Circle
Milton, VT












WOLCOTT PLAN - CONSTRUCTION SPECIFICATIONS

	Quantity	Brand	Description	SKU	Color	Image	Notes
Garage Exterior							
	1	Millennium	Namath 11" Tall Outdoor Wall Sconce with Seedy Glass Shade	91301 TBK	Black		
Deck Exterior							
	1	Millennium	Namath 11" Tall Outdoor Wall Sconce with Seedy Glass Shade	91301 TBK	Black		
Front Porch							
	2	Maxim	Diverse 6" LED Flush Mount 3000K	57413WTWT	White		
Foyer							
	1	Maxim	Deven 3-Light Semi-Flush Mount	20031SWBK	Black		
	1	Maxim	Diverse 6" LED Flush Mount 3000K	57413WTWT	White		
Mudroom							
	1	Maxim	Diverse 6" LED Flush Mount 3000K	57413WTWT	White		
Laundry							
	1	Maxim	Dart 3-Light Flush Mount	21280SWBK	Black		
Kitchen Island							
	2	Maxim	Dart 1-Light Pendant	91280SWBK	Black		
Kitchen Ceiling							
	5	Maxim	Diverse 6" LED Flush Mount 3000K	57413WTWT	White		
Kitchen Sink							
	1	Maxim	Diverse 6" LED Flush Mount 3000K	57413WTWT	White		

Dogwood Circle
Milton, VT



Dining Room							
	1	Maxim	Dart 5-Light Chandelier	21286SWBK	Black		
Living Room							
	1	Maxim	Dart 3-Light Flush Mount	21280SWBK	Black		
Powder							
	1	Maxim	Dart 2-Light Bath Vanity	21282SWSN	Satin Nickel		
Stairwells							
	2	Maxim	Dart 1-Light Wall Sconce	21281SWBK	Black		
Owner's Hall							
	2	Maxim	Diverse 6" LED Flush Mount 3000K	57413WTWT	White		
Owners Bedroom							
	1	Maxim	Bongo 3-Light Flush Mount	100100MOI	Black		
Owners Vanity							
	2	Maxim	Dart 2-Light Bath Vanity	21282SWSN	Satin Nickel		
Owners Closets							
	2	Maxim	Diverse 6" LED Flush Mount 3000K	57413WTWT	White		
Second Floor Hall							
	2	Maxim	Diverse 6" LED Flush Mount 3000K	57413WTWT	White		

Dogwood Circle
Milton, VT



Den							
	1	Maxim	Rogue 13" 2-Light Flush Mount	10272WTBK	Black		
Bedroom #2							
	1	Maxim	Rogue 13" 2-Light Flush Mount	10272WTBK	Black		
Bedroom #3							
	1	Maxim	Rogue 13" 2-Light Flush Mount	10272WTBK	Black		
Bath #2							
	1	Maxim	Dart 3-Light Bath Vanity	21283SWSN	Satin Nickel		
Other							
Garage, Lower Level	12	PC Lights					Supplied by Electrician

WOLCOTT PLAN - CONSTRUCTION SPECIFICATIONS


	Qty.	Description	Manufacturer	Product No.	Finish	Image	Notes
Sink	1	32" Undermount 16 Gauge Stainless Steel Double Bowl Kitchen Sink	Krauss	KBU32	Stainless Steel		32" L x 18" W, 8.5"D (2) Strainers and Grates
Faucet	1	Arbor Single-Handle Pull-Down Sprayer	Moen	7594C	Chrome		
Owner's Bath							
Faucet	2	Eva Two-Handle Sink Faucet	Moen	6410	Chrome		
Shower	1	Medley® 60" x 34" Vikrell® shower, center drain	Sterling	72430100-0	White		Straight Curtain Rod Installed.
Shower Fixture	1	Eva Chrome Posi-Temp® Shower only	Moen	T2132	Chrome		Moen 2520 Shower Valve
Toilet	1	Edgemere Right Height Elongated Toilet	American Standard	204AA.104	White		16 1/2" Rim Height

Bath #2							
Faucet	1	Eva Two-Handle Sink Faucet	Moen	6410	Chrome		
Tub/Shower	1	Ensemble™ Medley® 60" x 32" Vikrell® bath/shower, right drain	Sterling	71320120-0	White		Straight Curtain Rod Installed.
Tub/Shower Trim	1	Eva Chrome Posi-Temp® Tub/Shower	Moen	T2133	Chrome		Moen 2520 Shower Valve
Toilet	1	Edgemere Right Height Elongated Toilet	American Standard	204AA.104	White		16 1/2" Rim Height
Powder Bath							
Faucet	1	Eva Two-Handle Sink Faucet	Moen	6410	Chrome		
Pedestal Sink	1	Edgemere Pedestal Sink	American Standard	0445.400	White		
Toilet	1	Edgemere Right Height Elongated Toilet	American Standard	204AA.104	White		16 1/2" Rim Height

WOLCOTT PLAN - CONSTRUCTION SPECIFICATIONS





	Qty.	Description	Manufacturer	Product No.	Finish	Image	Notes
Kitchen Surround							
Knob	18	Allison Value 1-1/4" Diameter Knob	Amerock	53005-G10	Satin Nickel		
Kitchen Island							
Knob	4	Allison Value 1-1/4" Diameter Knob	Amerock	53005-G10	Satin Nickel		
Owner's Bath							
Knob	7	Allison Value 1-1/4" Diameter Knob	Amerock	53005-G10	Satin Nickel		
Robe Hook	1	Eva Single Robe Hook	Moen	YB2803CH	Chrome		
Tissue Holder	1	Eva Collection Pivoting Toilet Paper Holder	Moen	YB2808CH	Chrome		
Towel Bar	1	Eva 24 in. Towel Bar	Moen	YB2824CH	Chrome		
Powder Room							
Towel Ring	1	Eva Bathroom Hand Towel Ring	Moen	YB2886CH	Chrome		
Tissue Holder	1	Eva Collection Pivoting Toilet Paper Holder	Moen	YB2808CH	Chrome		
Bath #2							
Knob	5	Allison Value 1-1/4" Diameter Knob	Amerock	53005-G10	Satin Nickel		
Robe Hook	1	Eva Single Robe Hook	Moen	YB2803CH	Chrome		
Tissue Holder	1	Eva Collection Pivoting Toilet Paper Holder	Moen	YB2808CH	Chrome		
Towel Bar	1	Eva 24 in. Towel Bar	Moen	YB2824CH	Chrome		

WOLCOTT PLAN - CONSTRUCTION SPECIFICATIONS

WOOD							
	Make	Style	Color	Size		Image	
Foyer, Hallway, Kitchen, Dining Room, Living Room	Hallmark	Novella	Hemingway Oak	6" x 6'-2"			7/16" Thick
TILE							
Location	Make/Style	Finish/Color	Tile Size	Orientation	Tile Grout	Image	Notes
Owner's Bath	Anatolia Davenport	TBD	12 x 24	TBD	TBD		Transitions to Dreamweaver Carpet.
Mudroom	Anatolia Davenport	TBD	12 x 24	TBD	TBD		Standard Underlayment. Transitions to 7/16" Wood.
Powder	Anatolia Davenport	TBD	12 x 24	TBD	TBD		Standard Underlayment. Transitions to Mudroom Tile.
VINYL							
Location	Make	Style	Color			Image	
Bath #2	Tarkett	Fresh Start	TBD	TBD			Transitions to Dreamweaver Carpet.
Laundry Room	Tarkett	Fresh Start	TBD	TBD			Transitions to 7/16" Wood

CARPET							
Location	Make	Style	Color	Details		Image	
Owner's Bedroom, Owners WIC	Dreamweaver	Pinpoint	TBD				Transitions to Owners Bath Tile.
Bedroom 2, Bedroom 3, Den	Dreamweaver	Pinpoint	TBD				Transitions to Dreamweaver Carpet.
Upstairs Hall, Staircase to Second Floor	Dreamweaver	Pinpoint	TBD				Transitions to Dreamweaver Carpet.

WOLCOTT PLAN - CONSTRUCTION SPECIFICATIONS

Appliance	Quantity	Manufacturer	Model	Color	Description	Image	Notes
Refrigerator	1	GE	GNE27JYMFS	Stainless	GE Energy Star 27.0 Cu. Ft. French Door		Fingerprint Resistant Door
Gas Range	1	GE	GGF600AVSS	Stainless	GE® 30" Free-Standing Gas Convection Range with No Preheat Air Fry and EasyWash™ Oven Tray		
Dishwasher	1	GE	GDT550PYRFS	Stainless	GE Dishwasher with Top Controls		
Microwave	1	GE	JVM3160RFSS	Stainless	GE 1.6 Cu. Ft. Over-the-Range-Microwave Oven		
Washer							Available as option
Electric Dryer							Available as option